

Index

Steel Pipe Fittings

Assortments

Pipe Fittings

139R - Drawer N-5

151S - Cabinet N-5

154P - Bin N-6

A

P

Pipe Fittings

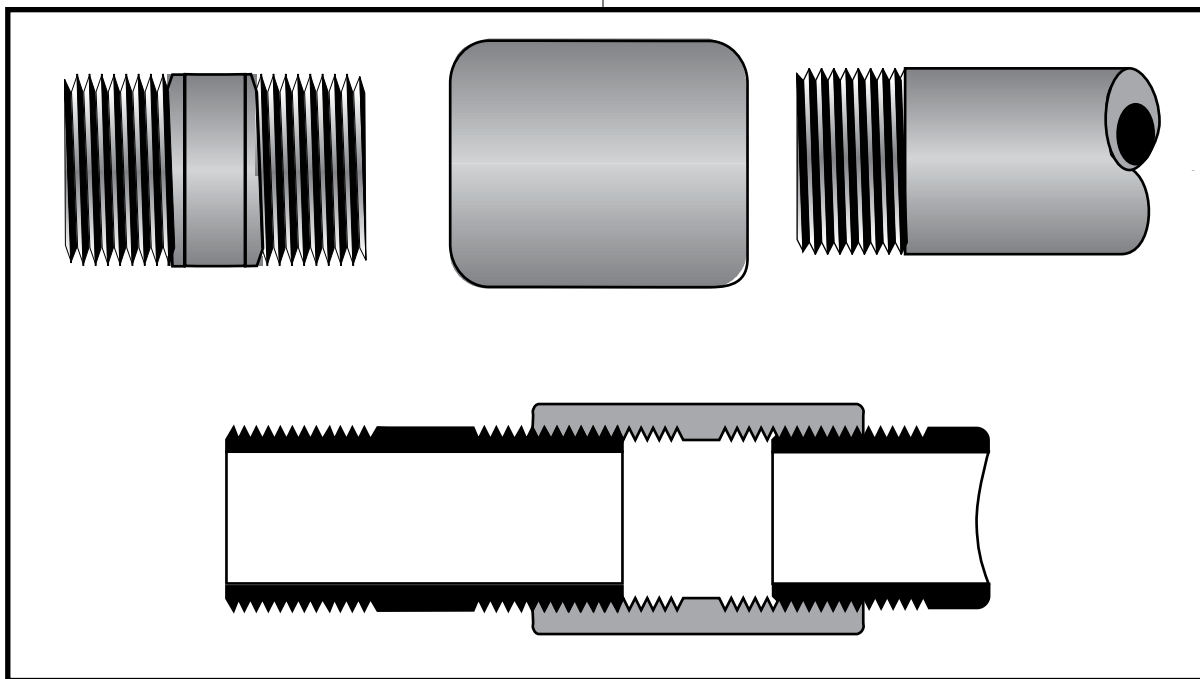
45° Elbows N-2

Bell Reducers N-2

Nipples

Galvanized N-4

Welded Steel N-4



- Fittings are clean, easy to work with and start.
- Will not crack under pressure.
- Tempered durable threads that will not strip easily.
- Will work up to 150 psi steam pressure.
- Accurately threaded to the American Standard Thread Gauge to ensure perfect alignment and correct branch angles.
- Openings are slightly tapered to permit easy entrance of the pipe.

**S
T
E
E
L

P
I
P
E

F
I
T
T
I
N
G
S**



IBS, INCORPORATED

Pipe Fittings NPT N01

Pipe Fittings - Malleable Iron

STEEL PIPE FITTINGS



90° Elbows

IBS No.		Size	Pkg Qty
Black Iron	Galvanized		
15030	25010	1/8	5
15031	25011	1/4	5
15032	25012	3/8	5
15033	25013	1/2	5
15034	25014	3/4	3
15035	25015	1	1
15036	25016	1-1/4	1
15215	25017	1-1/2	1
15216	25018	2	1



45° Elbows

IBS No.		Size	Pkg Qty
Black Iron	Galvanized		
15038	25020	1/8	5
15039	25021	1/4	5
15040	25022	3/8	5
15041	25023	1/2	5
15042	25024	3/4	3
15043	25025	1	1
15044	25026	1-1/4	1
15220	25027	1-1/2	1
15221	25028	2	1



Bell Reducers

IBS No.		Size	Pkg Qty
Black Iron	Galvanized		
15090	25060	1/4 x 1/8	5
15091	25061	3/8 x 1/8	5
15092	25062	3/8 x 1/4	5
15093	25063	1/2 x 1/8	5
15094	25064	1/2 x 1/4	5
15095	25065	1/2 x 3/8	5
15096	25066	3/4 x 1/8	3
15097	25067	3/4 x 1/4	3
15098	25068	3/4 x 3/8	3
15099	25069	3/4 x 1/2	3
15100	25070	1 x 1/4	1
15101	25071	1 x 3/8	1
15102	25072	1 x 1/2	1
15103	25073	1 x 3/4	1
15241	25074	1-1/4 x 1/2	1
15242	25075	1-1/4 x 3/4	1
15243	25076	1-1/4 x 1	1
15244	25077	1-1/2 x 1/2	1
15245	25078	1-1/2 x 3/4	1
15246	25079	1-1/2 x 1	1
15247	25080	1-1/2 x 1-1/4	1
15248	25081	2 x 3/4	1
15249	25082	2 x 1	1
15250	25083	2 x 1-1/4	1
15251	25084	2 x 1-1/2	1



90° Street Elbows

IBS No.		Size	Pkg Qty
Black Iron	Galvanized		
15060	25040	1/8	5
15061	25041	1/4	5
15062	25042	3/8	5
15063	25043	1/2	5
15064	25044	3/4	3
15065	25045	1	1
15230	25046	1-1/4	1
15231	25047	1-1/2	1
15232	25048	2	1



45° Street Elbows

IBS No.		Size	Pkg Qty
Black Iron	Galvanized		
15068	25050	1/8	5
15069	25051	1/4	5
15070	25052	3/8	5
15071	25053	1/2	5
15072	25054	3/4	3
15073	25055	1	1
15235	25056	1-1/4	1
15236	25057	1-1/2	1
15237	25058	2	1



Couplings

IBS No.		Size	Pkg Qty
Black Iron	Galvanized		
15024	25000	1/8	5
15025	25001	1/4	5
15026	25002	3/8	5
15027	25003	1/2	5
15028	25004	3/4	3
15029	25005	1	1
15029A	25006	1-1/4	1
15210	25007	1-1/2	1
15029C	25008	2	1



Pipe Tee

IBS No.		Size	Pkg Qty
Black Iron	Galvanized		
15046	25030	1/8	5
15047	25031	1/4	5
15048	25032	3/8	5
15049	25033	1/2	5
15050	25034	3/4	3
15051	25035	1	1
15052	25036	1-1/4	1
15225	25037	1-1/2	1
15226	25038	2	1



Hex Bushings

IBS No.		Size	Pkg Qty
Black Iron	Galvanized		
15088	25099	1-1/4 x 1/2	1
15089	25100	1-1/4 x 3/4	1
15089A	25101	1-1/4 x 1	1
15260	25102	1-1/2 x 1/2	1
15261	25103	1-1/2 x 3/4	1
15262	25104	1-1/2 x 1	1
15263	25105	1-1/2 x 1-1/4	1
15264	25106	2 x 3/4	1
15265	25107	2 x 1	1
15266	25108	2 x 1-1/4	1
15267	25109	2 x 1-1/2	1





Pipe Fittings - Malleable Iron



Square Head Plugs

IBS No.	Size	Pkg Qty
Black Iron		
15175	1/8	5
15176	1/4	5
15177	3/8	5
15178	1/2	5
15179	3/4	3
15185	1	1
15185A	1-1/4	1
15255	1-1/2	1
15256	2	1



Pipe Caps

IBS No.		Size	Pkg Qty
Black Iron	Galvanized		
15058	25115	1	1
15059	25116	1-1/4	1
15270	25117	1-1/2	1
15271	25118	2	1



Ground Joint Unions

IBS No.	Size	Pkg Qty
151951	1/4	5
151952	3/8	5
15196	1/2	5
15197	3/4	3
151971	1	1

Pipe Fittings - Steel



Hex Bushings

IBS No.	Size	Pkg Qty
15074	1/4 x 1/8	5
15075	3/8 x 1/8	5
15076	3/8 x 1/4	5
15077	1/2 x 1/8	5
15078	1/2 x 1/4	5
15079	1/2 x 3/8	5
15080	3/4 x 1/8	3
15081	3/4 x 1/4	3
15082	3/4 x 3/8	3
15083	3/4 x 1/2	3
15084	1 x 1/4	1
15085	1 x 3/8	1
15086	1 x 1/2	1
15087	1 x 3/4	1



Hex Plugs

IBS No.	Size	Pkg Qty
Zinc Plated		
15018	1/8	5
15019	1/4	5
15020	3/8	5
15021	1/2	5
15022	3/4	3
15023	1	1



Square Head Plugs

IBS No.	Size	Pkg Qty
Zinc Plated		
15180	1/8	5
15181	1/4	5
15182	3/8	5
15183	1/2	5
15184	3/4	3
—	1	1
—	1-1/4	1
—	1-1/2	1
—	2	1



Socket Head Plugs

IBS No.	Size	Pkg Qty
Zinc Plated		
15190	1/8	5
15191	1/4	5
15192	3/8	5
15193	1/2	5
15194	3/4	3
15195	1	1



Pipe Caps

IBS No.	Size	Pkg Qty
Steel		
15053	1/8	5
15054	1/4	5
15055	3/8	5
15056	1/2	5
15057	3/4	5
15057A	1	5



Merchant Couplings

IBS No.	Size	Pkg Qty
15201	1/8	5
15202	1/4	5
15203	3/8	5
15204	1/2	5
15205	3/4	3
15206	1	1
15207	1-1/4	1
15208	1-1/2	1
15209	2	1

STEEL PIPE FITTINGS



IBS, INCORPORATED

Pipe Fittings NPT Steel - 150 lb N01

Black Welded Steel Nipples - SCH 40



Length	MPT Size				Pkg Qty	MPT Size					Pkg Qty	Length
	1/8	1/4	3/8	1/2		3/4	1	1-1/4	1-1/2	2		
Close	15105	15115	15126	15135	5	15146	15157	15200	15315	15350	1	Close
1-1/2	15106	15116	15127	15136	5	15147					1	1-1/2
2	15107	15117	15128	15137	5	15148	15158	15300	15316		1	2
2-1/2	15108	15118	15129	15138	5	15149	15159	15301	15317	15351	1	2-1/2
3	15109	15119	15130	15139	5	15150	15160	15302	15318	15352	1	3
3-1/2	15110	15120	15131	15140	5	15151	15161	15303	15319	15353	1	3-1/2
4	15111	15121	15186	15141	5	15152	15170	15304	15320	15354	1	4
4-1/2		15122	15187	15242	5	15153	15171	15305	15321	15355	1	4-1/2
5	15112	15123	15132	15143	5	15154	15172	15306	15322	15356	1	5
5-1/2	15112A	15124	15133	15144	5	15155	15173	15307	15323	15357	1	5-1/2
6	15113	15125	15134	15145	5	15156	15174	15308	15324	15358	1	6
10				15198	5							10

Galvanized Steel Nipples (N02)



Length	MPT Size				Pkg Qty	MPT Size					Pkg Qty	Length
	1/8	1/4	3/8	1/2		3/4	1	1-1/4	1-1/2	2		
Close	25130	25145	25160	25175	5	25190	25205	25220	25230	25240	1	Close
1-1/2	25131	25146	25161	25176	5	25191					1	1-1/2
2	25132	25147	25162	25177	5	25192	25206	25221	25231		1	2
2-1/2	25133	25148	25163	25178	5	25193	25207	25222	25232	25241	1	2-1/2
3	25134	25149	25164	25179	5	25194	25208	25223	25233	25242	1	3
3-1/2	25135	25150	25165	25180	5	25195	25209	25224	25234	25243	1	3-1/2
4	25136	25151	25166	25181	5	25196	25210	25225	25235	25244	1	4
4-1/2	25137	25152	25167	25182	5	25197	25211	25226	25236	25245	1	4-1/2
5	25138	25153	25168	25183	5	25198	25212	25227	25237	25246	1	5
5-1/2	25139	25154	25169	25184	5	25199	25213	25228	25238	25247	1	5-1/2
6	25140	25155	25170	25185	5	25200	25214	25229	25239	25248	1	6

Black Extra-Heavy Nipples - SCH 80 (N03)



Length	MPT Size				Pkg Qty	MPT Size					Pkg Qty	Length
	1/8	1/4	3/8	1/2		3/4	1	1-1/4	1-1/2	2		
Close	35130	35145	35160	35175	5	35190	35205	35220	35230	35240	1	Close
1-1/2	35131	35146	35161	35176	5	35191					1	1-1/2
2	35132	35147	35162	35177	5	35192	35206	35221	35231		1	2
2-1/2	35133	35148	35163	35178	5	35193	35207	35222	35232	35241	1	2-1/2
3	35134	35149	35164	35179	5	35194	35208	35223	35233	35242	1	3

STEEL PIPE FITTINGS



IBS, INCORPORATED

Assortments Z02 & Z06



Steel Pipe Fittings (Z02)

IBS No. 139R • 30 ITEMS - 64

PIECES

Arranged in a 32 compartment metal drawer



IBS Inc.						Steel Pipe Fittings	
Assortment No. 139R							
15001 1/2 HEX PLUG NPT ZP	15071 1/2 4SDGR ST. ELB 150+ NPT BMT	15063 1/2 90DGR ST. ELB 150+ NPT BMT	15027 1/2 COUPLER 150+ NPT RMT	15138 1/2 X CLOSE (1- 1/8) BLACK	15136 1/2 X 1-1/2 BLACK NIPPLE	15077 3/8 X 1/8 HEX BUSHING NPT ZP	
15020 3/8 HEX PLUG NPT ZP	15070 3/8 4SDGR ST. ELB 150+ NPT BMT	15062 3/8 90DGR ST. ELB 150+ NPT BMT	15026 3/8 COUPLER 150+ NPT RMT	15126 3/8 X CLOSE (1) BLACK NIPPLE	15127 3/8 X 1-1/2 BLACK NIPPLE	15076 3/8 X 1/4 HEX BUSHING NPT ZP	
15019 1/4 HEX PLUG NPT ZP	15069 1/4 4SDGR ST. ELB 150+ NPT BMT	15061 1/4 90DGR ST. ELB 150+ NPT BMT	15025 1/4 COUPLER 150+ NPT RMT	15115 1/4 X CLOSE (7/8) BLACK NIPPLE	15116 1/4 X 1-1/2 BLACK NIPPLE	15078 3/8 X 1/4 HEX BUSHING NPT ZP	15079 1/2 X 3/8 HEX BUSHING NPT ZP
15018 1/8 HEX PLUG NPT ZP	15068 1/8 4SDGR ST. ELB 150+ NPT BMT	15060 1/8 90DGR ST. ELB 150+ NPT BMT	15021 1/8 COUPLER BLACK NPT STEEL	15108 1/8 X CLOSE (3/4) BLACK NIPPLE	15106 1/8 X 1-1/2 BLACK NIPPLE	15074 1/4 X 1/8 HEX BUSHING NPT ZP	15078 1/2 X 1/4 HEX BUSHING NPT ZP

Black Malleable Iron Pipe Fittings (Z06)

IBS No. 157P • 40 ITEMS

- 138 PIECES

Arranged in a 40 compartment metal bin



1/4 x 1/8 Hex Bushing 15074	3/8 x 1/4 Hex Bushing 15076	1/2 x 1/4 Hex Bushing 15078	1/2 x 3/8 Hex Bushing 15079	3/4 x 1/2 Hex Bushing 15083	1/4 Tee 15047	3/8 Tee 15048	1/2 Tee 15049
1/8 Elbow 15030	1/4 Elbow 15031	3/8 Elbow 15032	1/2 Elbow 15033	1/8 Street Elbow 15060	1/4 Street Elbow 15061	3/8 Street Elbow 15062	1/2 Street Elbow 15063
1/4 x 1/8 Reducer 15090	3/8 x 1/4 Reducer 15092	1/2 x 3/8 Reducer 15095	3/4 x 1/2 Reducer 15099	1/8 Coupling 15201	1/4 Coupling 15202	3/8 Coupling 15203	1/2 Coupling 15204
1/8 Plug 15018	1/4 Plug 15019	3/8 Plug 15020	1/2 Plug 15021	3/4 Plug 15022	1/8 Close Nipple 15105	1/8 x 1-1/2 Nipple 15106	1/4 Nipple 15115
1/4 x 1-1/2 Nipple 15116	1/4 x 2 Nipple 15117	3/8 Close Nipple 15126	3/8 x 1-1/2 Close Nipple 15127	3/8 x 2 Nipple 15128	1/2 Nipple 15135	1/2 x 2 Nipple 15137	1/2 x 3 Nipple 15139

Steel & Iron Pipe Fittings (Z06)

IBS No. 151S • 40 Items - 295

Pieces

Arranged in an 18 drawer cabinet



Close Nipples

1/8" through 1/2"

Long Nipples

1/8" through 1/2" x 1 1/2" long

Hex Bushings Bell Reducers

1/4" x 1/8"
3/8" x 1/8"
3/8" x 1/4"
1/2" x 1/4"
1/2" x 3/8"

1/4" x 1/8"
3/8" x 1/4"
1/2" x 3/8"

Hex Head Plugs

1/8" through 1/2"

Couplings

1/8" through 1/2"

90° Street Elbows

1/8" through 1/2"

Caps

1/8" through 1/2"

Tees

1/8" through 1/2"

90° Elbows

1/8" through 1/2"



IBS, INCORPORATED

Assortments Z06

Black Malleable Iron Pipe Fittings

IBS No. 154P • 72 Items - 349 Pieces

Arranged in a (2) 40 hole metal bins



S
T
E
E
L

P
I
P
E

F
I
T
T
I
N
G
S

1/8 Hex Plug 15018	1/4 Hex Plug 15019	3/8 Hex Plug 15020	1/2 Hex Plug 15021	3/4 Hex Plug 15022	1" Hex Plug 15023	1/8 Tee 15046	1/4 Tee 15047
1/8 Coupler 15024	1/4 Coupler 15025	3/8 Coupler 15026	1/2 Coupler 15027	3/4 Coupler 15028	1" Coupler 15029	3/8 Tee 15048	1/2 Tee 15049
1/8 90° Elbow 15030	1/4 90° Elbow 15031	3/8 90° Elbow 15032	1/2 90° Elbow 15033	3/4 90° Elbow 15034	1" 90° Elbow 15035	3/4 Tee 15050	1" Tee 15051
1/8 90° Strt Elbow 15060	1/4 90° Strt Elbow 15061	3/8 90° Strt Elbow 15062	1/2 90° Strt Elbow 15063	3/4 90° Strt Elbow 15064	1" 90° Strt Elbow 15065	1/8 Cap 15053	1/4 Cap 15054
OVER STOCK	OVER STOCK	OVER STOCK	OVER STOCK	OVER STOCK	OVER STOCK	OVER STOCK	OVER STOCK
1/4 x 1/8 Hex Bush- ing 15074	3/8 x 1/8 Hex Bushing 15075	3/8 x 1/8 Hex Bushing 15076	1/2 x 1/8 Hex Bushing 15077	1/2 x 1/4 Hex Bushing 15078	1/2 x 3/8 Hex Bushing 15079	3/8 Cap 15055	1/2" Cap 15056
3/4 x 1/4 Hex Bush- ing 15081	3/4 x 3/8 Hex Bushing 15082	3/4 x 1/2 Hex Bushing 15083	1 x 3/8 Hex Bushing 15085	1 x 1/2 Hex Bushing 15086	1 x 3/4 Hex Bushing 15087	3/8 Cap 15057	1" Cap 15058
1/8 Close Nipple 15105	1/4 Close Nipple 15115	3/8 Close Nipple 15126	1/2 Close Nipple 15135	3/4 Close Nipple 15146	1/8x1-1/2 Black Nipple 15106	1/4x1-1/2 Black Nipple 15116	3/8x1-1/2 Black Nipple 15127
1/2 x 1-1/2 Nipple 15136	3/8 x 2 Nipple 15128	1/2 x 2 Nipple 15137	3/4 x 2 Nipple 15148	1 x 2 Nipple 15158	3/4 x 2-1/2 Nipple 15149	1 x 2-1/2 Nipple 15159	1/4 x 1/8 Bell Reducer 15090
3/8 x 1/4 Bell Reducer 15092	1/2 x 1/8 Bell Reducer 15093	1/2 x 1/4 Bell Reducer 15094	1/2 x 3/8 Bell Reducer 15095	3/4 x 3/8 Bell Reducer 15098	3/4 x 1/2 Bell Reducer 15099	1 x 1/2 Bell Reducer 15102	1 x 3/4 Bell Reducer 15103





Brass Fittings

A

Assortments

- Air Brake Fittings for Hose O-24
 - Air Brake Fitting Assortment for 1/2" Hose O-25
 - Air Brake Fitting Assortment for 3/8" Hose O-25
 - Gladhand Seals Assortment O-26
- Nylon Tubing
 - 192R • 1/4 & 3/8 O-22
 - 193R • 1/2" O-22
 - 217R • 5/8" O-22
- Air Trans Fittings
 - Eaton-Fuller O-29
- Brass
 - SAE 45° Brass Flared Fittings
 - 104-LGR • 1/2 & 5/8 O-19
 - 104-SML • j1/4, 5/16 & 3/8" O-19
 - 142R O-18
 - SAE 45° Flare Brass Fittings 1/2" & 5/8" O-19
 - SAE 45° Flare Brass Fittings 1/4," 5/16," 3/8" O-19
 - SAE 45° Flare Brass Fittings Assortment O-18
- Brass Pipe Fittings
 - 103R O-9
 - 103R-LGR O-9
 - 103R-SML O-9
 - 158P O-8
- Composite Body DOT Air Brake Fittings
 - 829R O-47
- Compression Fittings O-12
- Draincocks & Valves O-58, O-64
- Fittings, Poly-Push
 - Push-On Hose Fitting Assortments
 - 332R, 333R O-55
- For-Seal to Straight Thread O-Ring Fittings O-64
- Hose
 - Hydraulic Hose Shields O-83, O-86
 - Spiral Hose Shields O-84
- Hydraulic Fittings
 - 40 Hole Hydraulic Fitting
 - Bin Assortment
 - 251P O-69
 - 40 Hole Starter Hydraulic Fitting
 - Bin Assortment
 - 250P O-69
- Boss and For-Seal Plugs and Caps
 - 736R O-74
- Boss O-Ring Fittings
 - 737R O-72
- High Pressure
 - Straight Thread BOSS O-Ring O-72
- Hydraulic O-Ring O-74
- Hydraulic Quick Couplers
 - 825R O-86
- Medium Pressure
 - Field Attachable Fittings O-76
- Inverted Flare Fittings O-15
- JIC Fitting Adapters
 - 738R O-64

- Pipe Thread Protectors O-87
- Poly-Matic Nickel Plated Brass Fittings O-38
 - Poly-Matic DOT Air Brake Fittings
 - 180R O-43
 - 181R O-43
 - 334R O-44
 - 335R O-44
- Poly-Push Fractional Composite Fittings
 - 336R, 337R O-51
- Push-On Hose Fittings, L.P.
 - 111R, 112R O-32, O-34
- SAE 37° JIC Flare 90o Elbows
 - 846R O-64

B

Brass Facts O-4

- Brass Ferrules / Sleeves O-5
- Dryseal Pipe Threads O-4
- Manufacturing of Extruded Fittings O-4
- Numbering System O-4
- Pipe Fitting Sizing O-4

Brass Pipe Fittings

- 45° Street Elbow O-8
- 90° Elbow O-8
- 90° Street Elbow O-8
- 90° Union Tee O-8
- Close Nipples O-6
- Hex Head Plugs O-6
- Hex Pipe Bushings O-7
- Hex Pipe Nipples O-7
- Hex Pipe Reducing Nipples O-7
- Long Nipples O-7
- Male Branch Tee O-8
- Male Run Tee O-8
- Pipe Adapters O-7
- Pipe Caps O-6
- Pipe Coupling O-7
- Pipe Reducer Coupling O-7
- Square Head Plugs O-6

C

Composite DOT Push Connect Fittings O-45

- 45DGR Male Elbow O-46
- 90DGR Male Elbow O-46
- Bulkhead Union O-46
- Female Connector O-46
- Male Branch Tee O-46
- Male Connector O-46
- Straight Union O-45
- Union 90DGR Elbow O-45
- Union Tee O-45

Compression Fittings

- Connectors O-11
- Female Connectors O-11
- Inserts for Plastic Tubing (Not for Air Brake) O-10
- Male Elbows O-11
- Nuts O-11
- Sleeves O-10
- Unions O-11
- Union Tees O-11



D

Drains & Valves

- Drain Cocks O-56
- Angle Bib Drain O-56, O-57
- External Seat O-56
- Ground Plug Drain O-57
- Internal Seat O-56, O-57
- Truck Drain (O08) O-57
- Shut-Off
 - Female Pipe Shut-Off O-57
 - Male to Female Pipe Shut-Off O-57
 - Marine Shut-Off: M to F Pipe O-57
 - Pipe to Hose Shut-Off O-56
 - Truck Shut-Off: M to F Pipe O-57
- Valves
 - Air Tank Drain Valve O-56
 - Engine Oil Drain Valves O-88
 - Full Bore Brass Ball Valves O-58
 - Internal Seat Drain Valve O-56
 - Needle Valve O-57

F

- Female Connector O-62**
- Fittings, Air Brake O-20**
 - for Copper Tubing O-27
 - 45° Male Elbow O-28
 - 90° Male Elbow O-28
 - Female Connector O-27
 - Male Connector O-27
 - Male Run Tee O-28
 - Nuts O-27
 - Sleeve O-27
 - Unions O-27
 - Union Tee O-28
- for Hose O-23
 - Adapters O-23
 - Assembly Information O-23
 - Brass Nut with Spring Guard O-24
 - Draincock O-24
 - Female Connectors O-23
 - Female Connectors with Adapter O-23
 - Gladhand Couplings O-26
 - Gladhand Coupling Seals O-26
 - Hose Mender O-24
 - Insert O-24
 - Male Connectors O-23
 - Male Connectors with Spring Guard O-23
 - Nuts O-24
 - Sleeves O-24
- Nylon Tubing
 - 45° Male Elbow O-21
 - 90° Male Elbow O-21
 - Air Brake Tees O-21
 - General Information O-20
 - Insert O-20
 - Male Connector O-21
 - Nut O-20, O-21
 - Sleeve O-20
 - Union O-20
- Fittings, Air Trans**
 - Eaton-Fuller O-29

Fittings, Poly-Matic

- Nickel Plated Brass
 - General Information O-35
- Nickel Plated Brass, DOT
 - 90° Union Elbows O-41, O-42
 - 360° Male Swivel Elbows O-41
 - Bulkhead Unions O-42
 - Male 45° Swivel Elbows O-42
 - Male Connectors O-41
 - Male Swivel Branch Tees O-42
 - Unions O-42
 - Union Tees O-42
- Nickel Plated Brass, Fractional
 - 360° Male Swivel Elbows O-37
 - Male 90° Elbows O-37
 - Male Connectors O-36
 - Male Swivel Branch Tees O-37, O-38
 - Union Elbows O-36
 - Union Reducers O-36
 - Unions O-36
- Nickel Plated Brass, Metric
 - 360° Swivel Elbows O-39
 - Male Connectors O-39
 - Straight Unions O-39
 - Union Elbows O-39
 - Union Tees O-40

Fittings, Poly-Matric

- Nickel Plated Brass, Metric
 - Union Tees O-40

Fittings, Poly-Push O-48

- Composite, Fractional
 - 90° Union Elbows O-49
 - Male Swivel Branch Tees O-50
 - Male Swivel Elbows O-49
 - Poly-Push Union Reducer O-49
 - Poly-Push Unions O-49
 - Poly-Push Union Tees O-50
 - Poly-Push Union "Y" Reducer O-50
- Composite, Metric
 - 90° Union Elbows O-53
 - Male Connectors — Nickel Plated Brass O-52
 - Male Swivel Branch Tees O-53
 - Male Swivel Elbows O-52
 - Reducing "Y" Unions O-54
 - Straight Reducing Unions O-54
 - Straight Unions O-54
 - Straight "Y" Unions O-54
 - Union Tees O-53

G

Ground Plug Shut-Offs O-57

H

Hose

- DOT Air Brake Hose O-25, O-79
- General Purpose Air Hose O-25, O-79
- High Pressure
 - SAE 100R1 Hydraulic Hose O-81
 - SAE 100R2 Hydraulic Hose O-81
 - SAE 100R16 Hydraulic Hose O-81
- Hydraulic Hose Shields O-83
- Low Pressure



SAE 30R7 Fuel Line Hose O-79
 Medium Pressure
 SAE 100R5 Hydraulic Hose O-82
 Spiral Hose Wrap O-84
 Standard Heater Hose O-80
 Yellow Belly PVC Air Hose
 High Visibility w/M NPT Rigid Ends O-80

H.P. Steel Pipe Fittings
 90° Street Elbow O-59
 Bushings O-59
 Couplings O-59
 Hex Head Plugs O-59
 Hex Nipples O-59

Hydraulic Fittings
 High Pressure
 37° JIC Female 45° Bent Tube Swivel O-67
 37° JIC Female 90° Bent Tube Swivel O-67
 37° JIC Female Swivel O-66
 37° JIC Male Pipe Rigid O-66
 BOSS O-Ring Hex Head Plug O-73
 Female Pipe NPTF Swivel O-68
 For-Seal Caps O-73
 For-Seal Male Pipe Adapter O-74
 For-Seal O-Rings O-73
 For-Seal Plugs O-73
 ISO-A Female Pipe Couplers & Plugs O-86
 JIC 37° 90° Elbow Straight Thread BOSS O-Ring Connector O-71
 JIC 37° Female Pipe Swivel to Male Pipe O-70
 JIC 37° Female Pipe Swivel to Male Pipe 90° O-70
 JIC 37° Straight Thread BOSS O-Ring Connector O-71
 Male Boss O-Ring Rigid O-68
 Male Pipe NPTF Rigid O-65
 Male Pipe NPTF Swivel O-65
 O-Ring Face Seal Female Swivel O-68
 Split Flange O-Rings O-74
 Straight Thread BOSS O-Ring O-71

Medium Pressure
 Field Attachable
 Female SAE 45° Swivel 90° Elbow O-76
 Male Inverted SAE 45° Swivel 90° Elbow O-76
 MALE NPTF Pipe - Rigid Straight O-75
 SAE 37° Female Swivel O-75
 SAE 45° Female Swivel O-75
 SAE Male Inverted Swivel O-75

I

Inverted Flare Fittings
 45° Male Elbows O-14
 90° Male Elbows O-14
 Female Connectors O-14
 Inverted Unions O-14
 Male Connectors O-14
 Steel Inverted Nuts O-13
 Steel Inverted Plug O-14
 Tube Nuts O-13

J

JIC Male to Female Swivel Adapter O-63
JIC Male to Male Boss O-Ring O-62

P

Pipe Caps O-63
Pipe Thread Protectors O-87
Push-On Hose Fittings, L.P.
 Female Inverted Rigid O-31
 Female Long Barbed Hose End O-33
 Female Swivel O-31
 General Information O-30
 Hose Mender O-30
 Inverted Male Swivel O-31
 Long Barbed Union O-33
 Male Long Barbed Hose End O-33
 Male Pipe Rigid O-30
 SAE 37° (JIC) Female Swivel O-31
 SAE 45° Flare Female Swivel O-31
 SAE 45° Flare Male Rigid O-31

S

SAE 37° (JIC) Flared Fittings
 45° For-Seal to Straight Thread O-Ring Connectors O-63
 45° Male Elbows O-61
 90° Male Elbows O-63
 900 For-Seal to Straight Thread O-Ring Connectors O-63
 Boss O-Ring 37DGR JIC Swivel Adapter O-63
 Caps O-60
 Female Connectors O-62
 Hex Union O-62
 JIC 90° Male Elbows O-60
 JIC 90° Union Elbow O-62
 JIC to 45o Elbows O-63
 Male Connectors O-61
 Male For-Seal to Straight Thread O-Ring Connectors O-62
 Male JIC to Female Swivel Adapter O-63
 Male O-Ring Swivel Adapter O-62
 Male to Male Boss O-Ring O-62
 Pipe Caps O-63
 Plugs O-60
 Union Tees O-62

SAE 45° Flared Fittings
 Caps & Plugs O-17
 Female Connector O-18
 Flare Nut O-17
 Flare Union O-17
 Information O-16
 Long Nut O-17
 Male 45° Elbow O-18
 Male 90° Elbow O-18
 Male Connector O-17
 Union Tee O-17

T

Tools
 Hydraulic Crimper O-85

Tubing O-77
 Nylon Pneumatic
 Fractional O-77
 Metric O-78
 Vacuum O-80

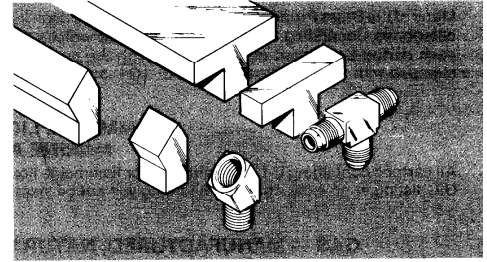


IBS, INCORPORATED

Brass Facts

Manufacturing of Extruded Fittings

Hexagon, round and shaped bars are extruded in the configuration required, drawn to size, cut to length and straightened. First a solid round billet (8 to 12 inches in diameter) is heated to the pliable state and forced by pressure of approximately 80,000 pounds per square inch through a die. The resulting continuous length of bar is cooled and then drawn through dies to the desired external size. (The drawing process also controls the temper.) After straightening, the bar is ready for machining.



The process produces a dense, nonporous material somewhat stronger in the longitudinal direction due to an orientated flow of the grain.

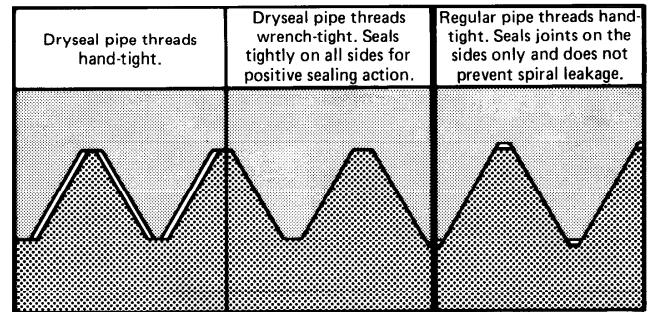
Dryseal Pipe Threads

Pipe threads are made to the Dryseal USA (American)

- Standard Taper Pipe Thread* standard, known as the NPTF. Dryseal pipe threads, unlike other types of threads, seal joints pressure tight.

The Dryseal pipe thread roots are wider than the crests. When the threads are wrench-tight, the roots crush the sharper crests of the mating threads. This forms a metal-to-metal seal. Dryseal threads improve sealing characteristics but a thread sealant is recommended.

*Formerly Dryseal American (National Standard.)



Numbering System

Fittings are identified by a series of numbers separated by the letter 'x'.

A The number preceding the 'x' indicates the type of fitting. See table 1 below for additional data.

B The second number is the tube and/or pipe size in sixteenths of an inch. When a pipe thread for a given tube size follows the SAE (Society of Automotive Engineers) standard as shown in Table 2, no other number is required. Example: 48x6 = SAE 45° Flare Male Connector - 3/8" tube, 1/4" male pipe.

C If the pipe size is not to the SAE Standard, another 'x' is added followed by the pipe size indicated in sixteenths of an inch. Example: 1/8" is equal to 2/16" or x2 suffix.

TABLE 1

Type	Example MALE Connector	Example FEMALE Connector
45° Flare	48	46
Compression	68	66
Air Brake (Nylon)	1468	1466
Air Brake (Copper)	1368	1366
(JIC) Flare	C5205	C5255
Inverted Flare	202	252

TABLE 2

Tube Size		PIPE THREADS	
		Brass	Steel
x2	1/8	1/8	1/8
x3	3/16	1/8	1/8
x4	1/4	1/8	1/8
x5	5/16	1/8	1/8
x6	3/8	1/4	1/4
x7	7/16	1/4	1/4
x8	1/2	3/8	3/8
x10	5/8	1/2	1/2
x12	3/4	1/2	3/4
x14	7/8	3/4	3/4
x16	1	1	1
x20	1-1/4	NS	1-1/4
x24	1-1/2	NS	1-1/2
x30	2	NS	2

48 X 6 X 2
A B C

Pipe Fitting Sizing

Nominal pipe sizes do not agree with either the I.D., O.D., or thread sizes. To determine pipe size (up to 1-1/4") measure the diameter of the threads and subtract 1/4". For example, subtract 1/4" from a 1" pipe to obtain the nominal pipe size of 3/4".

F
I
T
T
I
N
G
S

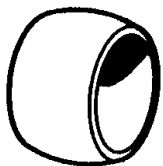
Brass Ferrules / Sleeves

Illustrated here are three Ferrules/Sleeves which are similar in appearance yet have distinctly different uses. Use extra caution when selecting one for a job to be certain that you are choosing the proper ferrule/sleeve. If a compression ferrule/sleeve is used in an air brake fitting it could result in a leak that could reduce braking ability. This poses an extreme danger not only to vehicle operators but to others using the highways as well. The danger to your company is also very great. If an accident occurs as a the result of installation of an incorrect ferrule/sleeve your insurance company can disclaim any liability.

THIS MEANS THAT YOUR COMPANY MAY BE HELD LIABLE FOR ALL DAMAGES!

Note: D.O.T. regulations specify that only sleeves #1 & #2 are acceptable in air brake systems.


#1



**Air Brake Sleeve
for Copper Tubing**

Has a continuously smooth contour throughout.

#2



**Air Brake Sleeve
for Nylon Hose**

Has a raised, flat ribbed flange across it's mid-section.

#3




**Compression
Sleeve**

Has a distinct flat band across its mid-section.

Know The Difference! It's The Law!

PROTECT YOURSELF!

1. Use a separate storage cabinet for all air brake fittings and ferrules. Use another cabinet for all regular brass fittings.
2. Keep cabinets as far away from each other as practical.
3. Teach all maintenance and parts personnel the difference between the three ferrules / sleeves. Be sure to impress upon them the dangers resulting from an error.
4. Give your IBS, Inc. Sales Representative permission to inspect your brass fitting stock on every visit to make sure it is located and labeled properly.

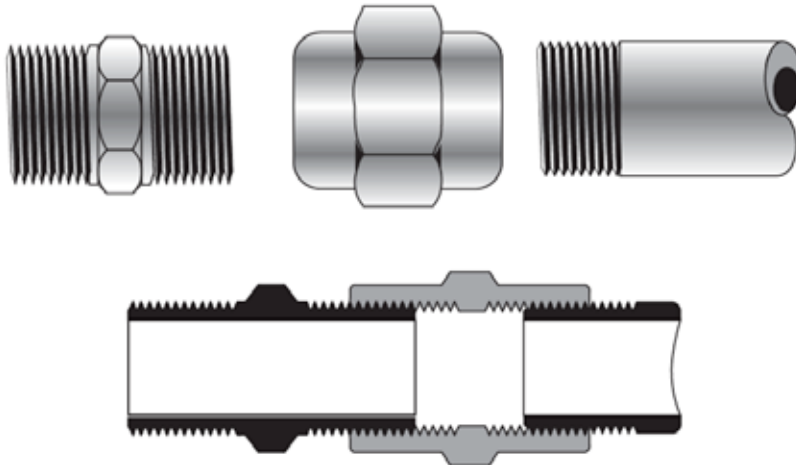




IBS, INCORPORATED

Pipe Fittings O06

Pipe Fittings

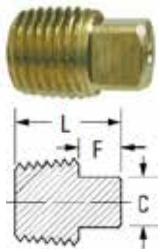


Pipe Size	1/8	1/4	3/8	1/2	3/4
Thread Size	1/8-27	1/4-18	3/8-18	1/2-14	3/4-14

- **Advantages**
 - Dryseal pipe threads.
 - Large range of sizes and configurations.
- **Use with** grease, fuels, refrigeration, instrumentation, and hydraulic systems.
- **Use with operating pressures up to 1200 psi.**
- **Offers a fair resistance to vibration.**
- Can be used in temperatures ranging from -65° F to +250°F at 1000 psi.
- **Use with brass, bronze, and iron pipe.**
- **Listed by Underwriter's Laboratories** for fuel equipment, refrigeration, and gas.
- **Meets specifications and standards of ASA, ASME and SAE**

FITTINGS

Square Head Plugs



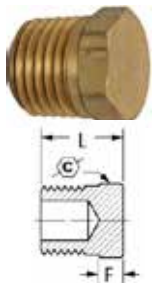
IBS No.	MPT	C	F	L	Qty
3151X2	1/8	.28	.24	.58	10
3151X4	1/4	.37	.29	.74	10
3151X6	3/8	.43	.32	.82	5
3151X8	1/2	.56	.39	.99	5
3151X12	3/4	.62	.43	1.12	5

Pipe Caps



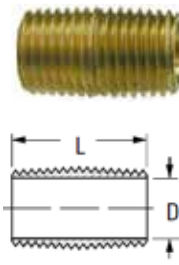
IBS No.	FPT	Hex	Qty
3129X2	1/8	9/16	10
3129X4	1/4	11/16	10
3129X6	3/8	13/16	10
3129X8	1/2	15/16	5
3129X12	3/4	1-1/4	5

Hex Head Plugs



IBS No.	MPT	C	L	Qty
3152X2	1/8	7/16	.57	10
3152X4	1/4	9/16	.62	10
3152X6	3/8	11/16	.72	5
3152X8	1/2	7/8	.78	5
3152X12	3/4	1-1/16	.88	5

Close Nipples




IBS No.	FPT	L	Qty
3326X2	1/8	.75	10
3326X4	1/4	.88	10
3326X6	3/8	1.00	10
3326X8	1/2	1.12	5
3326X12	3/4	1.38	5

IBS, INCORPORATED

Pipe Fittings O06

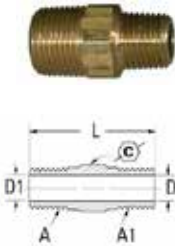


Hex Pipe Nipples



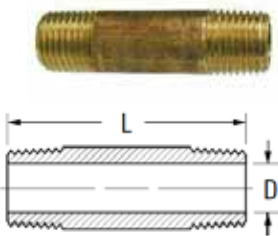
IBS No.	MPT	Hex (C)	L	D	Qty
3325X2	1/8	7/16	.97	.219	10
3325X4	1/4	9/16	1.38	.312	10
3325X6	3/8	11/16	1.41	.438	10
3325X8	1/2	7/8	1.81	.562	5
3325X12	3/4	1-1/16	1.94	.750	5

Hex Pipe Reducing Nipples



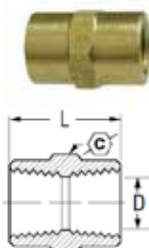
IBS No.	MPT	Hex (C)	L	Qty
3325X4X2	1/4 X 1/8	9/16	1.19	10
3325X6X2	3/8 X 1/8	11/16	1.22	10
3325X6X4	3/8 X 1/4	11/16	1.41	5
3325X8X4	1/2 X 1/4	7/8	1.62	5
3325X8X6	1/2 X 3/8	7/8	1.62	5

Long Nipples



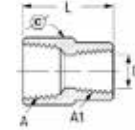
IBS No.	MPT	L	Qty
3327X2	1/8	1-1/2"	10
3328X2	1/8	2"	5
3330X2	1/8	3"	5
3327X4	1/4	1-1/2"	10
3328X4	1/4	2"	5
3329X4	1/4	2-1/2"	5
3330X4	1/4	3"	5
3328X6	3/8	2"	5
3329X6	3/8	2-1/2"	5
3330X6	3/8	3"	5
3328X8	1/2	2"	5
3329X8	1/2	2-1/2"	5
3330X8	1/2	3"	5

Pipe Coupling



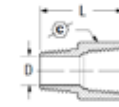
IBS No.	FPT	Hex	D	L	Qty
3300X2	1/8	9/16	.339	.75	10
3300X4	1/4	3/4	.438	1.12	10
3300X6	3/8	7/8	.578	1.12	5
3300X8	1/2	1-1/16	.703	1.50	5
3300X12	3/4	1-1/4	.906	1.53	5

Pipe Reducer Coupling



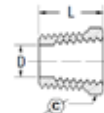
IBS No.	FPT	Hex	D	L	Qty
3300X4X2	1/4 X 1/8	3/4	.339	.96	10
3300X6X2	3/8 X 1/8	7/8	.339	.94	10
3300X6X4	3/8 X 1/4	7/8	.438	1.16	5
3300X8X4	1/2 X 1/4	1-1/16	.438	1.28	5
3300X8X6	1/2 X 3/8	1-1/16	.562	1.38	5

Pipe Adapters



IBS No.	FPT	MPT	Hex	D	L	Qty
3200X2	1/8	1/8	9/16	.219	.88	10
3200X4X2	1/4	1/8	3/4	.219	1.06	10
3200X4	1/4	1/4	3/4	.312	1.25	10
3200X6X4	3/8	1/4	7/8	.312	1.25	5
3200X6	3/8	3/8	7/8	.438	1.25	5
3200X6X2	3/8	1/8	13/16	.219	1.00	5
3200X8	1/2	1/2	1-1/16	7.03	1.66	5
3200X8X4	1/2	1/4	1-1/16	.312	1.66	5
3200X8X6	1/2	3/8	1-1/16	.438	1.47	5
3200X12X6	3/4	3/8	1-1/4	.438	1.59	5
3200X12X8	3/4	1/2	1-3/8	.703	1.69	5

Hex Pipe Bushings



IBS No.	MPT	FPT	Hex	D	L	Qty
3220X4X2	1/4	1/8	5/8	.339	.59	10
3220X6X2	3/8	1/8	11/16	.328	.75	10
3220X6X4	3/8	1/4	11/16	.438	.69	10
3220X8X2	1/2	1/8	7/8	.530	.75	5
3220X8X4	1/2	1/4	7/8	.438	.75	5
3220X8X6	1/2	3/8	7/8	.562	.75	5
3220X12X2	3/4	1/8	1-1/16	.339	.94	5
3220X12X4	3/4	1/4	1-1/16	.438	.94	5
3220X12X6	3/4	3/8	1-1/8	.562	.94	5
3220X12X8	3/4	1/2	1-1/8	.703	.94	5

FITTINGS



IBS, INCORPORATED

Pipe Fittings O06

F I T T I N G S

45° Street Elbow



IBS No.	MPT	FPT	C	Qty
3350X2	1/8	1/8	9/16	5
3350X4	1/4	1/4	11/16	5
3350X6	3/8	3/8	13/16	5
3350X8	1/2	1/2	1	5
3350X12	3/4	3/4	1-1/4	5

90° Elbow




IBS No.	FPT	C	Qty
3500X2	1/8	9/16	10
3500X4	1/4	11/16	10
3500X6	3/8	3/4	5
3500X8	1/2	1	5
3500X12	3/4	1-1/4	5

90° Street Elbow



IBS No.	MPT	FPT	C	Qty
3400X2	1/8	1/8	9/16	5
3400X4X2	1/4	1/8	11/16	5
3400X4	1/4	1/4	11/16	5
3400X6	3/8	3/8	13/16	5
3400X8	1/2	1/2	1	5
3400X12	3/4	3/4	1-1/4	5

90° Union Tee




IBS No.	FPT	C	Qty
3700X2	1/8	9/16	5
3700X4	1/4	11/16	5
3700X6	3/8	13/16	5
3700X8	1/2	1	5
3700X12	3/4	1-1/4	5

Male Branch Tee



IBS No.	MPT	FPT	L	Qty
3600X2	1/8	1/8	1.10	10
3600X4	1/4	1/4	1.56	10
3600X6	3/8	3/8	1.68	5
3600X8	1/2	1/2	2.18	5
3600X12	3/4	3/4	2.32	5

Male Run Tee



IBS No.	MPT	FPT	C	Qty
3750X2	1/8	1/8	9/16	5
3750X4	1/4	1/4	11/16	5
3750X6	3/8	3/8	13/16	5
3750X8	1/2	1/2	1	5
3750X12	3/4	3/4	1-1/4	5

1/4 x 1/8 Reducing Coupling 3300x4x2	3/8 x 1/8 Reducing Coupling 3300x6x2	3/8 x 1/4 Reducing Coupling 3300x6x4	1/2 x 3/8 Reducing Coupling 3300x8x6	1/8 Coupling 3300x2	1/4 Coupling 3300x4	3/8 Coupling 3300x6	1/2 Coupling 3300x8
1/4 x 1/8 Bushing 3220x4x2	3/8 x 1/8 Bushing 3220x6x2	3/8 x 1/4 Bushing 3220x6x4	1/2 x 1/8 Bushing 3220x8x2	1/8 Hex Hd Plug 3152x2	1/4 Hex Hd Plug 3152x4	3/8 Hex Hd Plug 3152x6	1/2 Hex Hd Plug 3152x8
1/8 Street Elbow 3400x2	1/4 Street Elbow 3400x4	3/8 Street Elbow 3400x6	1/2 Street Elbow 3400x8	1/8 45° St Elbow 3350x2	1/4 45° St Elbow 3350x4	3/8 45° St Elbow 3350x6	1/2 45° St Elbow 3350x8
1/8 Close Nipple 3326x2	1/4 Close Nipple 3326x4	3/8 Close Nipple 3326x6	1/2 Close Nipple 3326x8	1/8 x 1-1/2 Long Nipple 3327x2	1/4 x 1-1/2 Long Nipple 3327x4	3/8 x 2 Long Nipple 3328x6	1/2 x 2 Long Nipple 3328x8
1/8 Elbow 3500x2	1/4 Elbow 3500x4	3/8 Elbow 3500x6	1/8 Adapter 3200x2	1/4 Adapter 3200x4	3/8 Adapter 3200x6	1/4 x 1/8 Reducing Adapter 3200x4x2	3/8 x 1/4 Reducing Adapter 3200x6x4

Brass Pipe Fittings (Z06)

IBS No. 158P

40 ITEMS - 162 PIECES
Packaged in a 40 compartment metal bin



IBS, INCORPORATED

Assortments Z02



Brass Pipe Fittings

IBS No. 103R

32 Items • 134 Pcs

Packaged in a locking steel drawer for easy storage and organization



IBS, Inc. SPECIALTY PRODUCTS FOR MAINTENANCE & REPAIR INDUSTRIALBOLT.COM © © © 800-678-1506				Brass Pipe Fittings			
							Assortment No. 103R
3152X8 1/2 BRASS HEX HD PLUG 	3220X8X2 1/2 X 1/8 BRASS PIPE HX 	3326X4 1/4 X CLOSE BRASS NIPPLE 	3350X4 1/4 BRASS 45DGR ST. ELBOW 	3400X4 1/4 X 1/4 BRASS ST. ELBOW 	3750X4 1/4 BRASS PIPE ST. TEE 	WHD145 1/4 BRASS EXT SEAT DRAINCK 	3300X8 1/2 BRASS PIPE COUPLING
3152X6 3/8 BRASS HEX HD PLUG 	3220X6X4 3/8 X 1/4 BRASS PIPE HX 	3326X2 1/8 X CLOSE BRASS NIPPLE 	3350X2 1/8 BRASS 45DGR ST. ELBOW 	3400X2 1/8 X 1/8 BRASS ST. ELBOW 	3750X2 1/8 BRASS PIPE ST. TEE 	WHD135 1/8 BRASS EXT SEAT DRAINCK 	3300X6 3/8 BRASS PIPE COUPLING
3152X4 1/4 BRASS HEX HD PLUG 	3220X6X2 3/8 X 1/8 BRASS PIPE HX 	3220X8X6 1/2 X 3/8 BRASS PIPE HX 	3326X8 1/2 X CLOSE BRASS NIPPLE 	3350X8 1/2 BRASS 45DGR ST. ELBOW 	3400X8 1/2 X 1/2 BRASS ST. ELBOW 	3750X8 1/2 BRASS PIPE ST. TEE 	3300X4 1/4 BRASS PIPE COUPLING
3152X2 1/8 BRASS HEX HD PLUG 	3220X4X2 1/4 X 1/8 BRASS PIPE HX 	3220X8X4 1/2 X 1/4 BRASS PIPE HX 	3326X6 3/8 X CLOSE BRASS NIPPLE 	3350X6 3/8 BRASS 45DGR ST. ELBOW 	3400X6 3/8 X 3/8 BRASS ST. ELBOW 	3750X6 3/8 BRASS PIPE ST TEE 	3300X2 1/8 BRASS PIPE COUPLING

Brass Pipe Fittings

3/8" & 1/2"

IBS No. 103R-LGR

17 Items • 64 Pcs

Packaged in a locking steel drawer for easy storage and organization



IBS, Inc. SPECIALTY PRODUCTS FOR MAINTENANCE & REPAIR INDUSTRIALBOLT.COM © © © 800-678-1506				Brass Pipe Fittings			
							3/8" & 1/2"
							Assortment No. 103R-LGR
3220X6X4 3/8 X 1/4 BRASS PIPE HX 	3326X8 1/2 X CLOSE BRASS NIPPLE 	3400X8 1/2 X 1/2 BRASS ST. ELBOW 	3300X8 1/2 BRASS PIPE COUPLING 				
3220X6X2 3/8 X 1/8 BRASS PIPE HX 	3326X6 3/8 X CLOSE BRASS NIPPLE 	3400X6 3/8 X 3/8 BRASS ST ELBOW 	3300X6 3/8 BRASS PIPE COUPLING 				
3152X8 1/2 BRASS HEX HD PLUG 	3220X8X6 1/2 X 3/8 BRASS PIPE HX 	3350X8 1/2 BRASS 45DGR ST. ELBOW 	3750X8 1/2 BRASS PIPE ST. TEE 				
3152X6 3/8 BRASS HEX HD PLUG 	3220X8X4 1/2 X 1/4 BRASS PIPE HX 	3350X6 3/8 BRASS 45DGR ST. ELBOW 	3750X6 3/8 BRASS PIPE ST TEE 				

Brass Pipe Fittings

1/8" & 1/4"

IBS No. 103R-SML • 15

Items • 71 Pcs

Packaged in a locking steel drawer for easy storage and organization



IBS, Inc. SPECIALTY PRODUCTS FOR MAINTENANCE & REPAIR INDUSTRIALBOLT.COM © © © 800-678-1506				Brass Pipe Fittings			
							1/8" & 1/4"
							Assortment No. 103R-SML
	3400X4 1/4 X 1/4 BRASS ST. ELBOW 	3750X4 1/4 BRASS PIPE ST. TEE 	WHD145 1/4 BRASS EXT. SEAT DRAIN COCK 				
3220X4X2 1/4 X 1/8 BRASS PIPE HX 	3400X2 1/8 X 1/8 BRASS ST. ELBOW 	3750X2 1/8 BRASS PIPE ST. TEE 	WHD135 1/8 BRASS EXT. SEAT DRAIN COCK 				
3152X4 1/4 BRASS HEX HD PLUG 	3326X4 1/4 X CLOSE BRASS NIPPLE 	3350X4 1/4 BRASS 45DGR ST. ELBOW 	3300X4 1/4 BRASS PIPE COUPLING 				
3152X2 1/8 BRASS HEX HD PLUG 	3326X2 1/8 X CLOSE BRASS NIPPLE 	3350X2 1/8 BRASS 45DGR ST. ELBOW 	3300X2 1/8 BRASS PIPE COUPLING 				

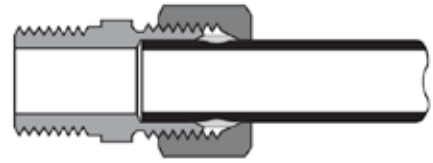
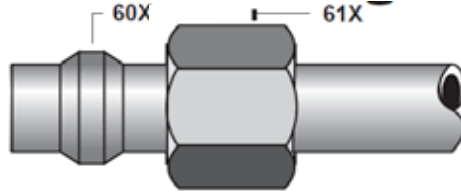
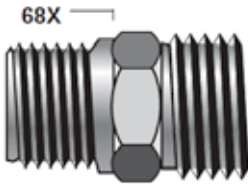
FITTINGS



IBS, INCORPORATED

Compression Fittings O02

Compression Fittings



Tube O.D.	1/8	3/16	1/4	5/16	3/8	7/16	1/2	5/8	3/4	1
Thread Size	5/16-24	3/8-24	7/16-24	1/2-24	9/16-24	5/8-24	11/16-20	13/16-18	1-18	1-1/4-18

- Does not require flaring, soldering or other preparation of tubing in order to assemble.
- Listed with Underwriter's Laboratories for flammable liquid. Meets functional requirements of SAE J-512, ASA, and ASME.
- Use with copper, brass or aluminum. Not recommended for steel tubing. Manufactured for low and medium pressure tubing connection work where excessive vibration or tube movement is not involved.
- Can be used in temps. ranging from -65° to +250° F.
- Fair resistance to vibration or tube movement, depending on applications involved. Use long nut for additional resistance to vibration.

Working Pressure Ranges

Temperature and type of tubing used are important factors. However, the following table is a good guide for proper selection. Temperature 73° F.

PSI	Tube O.D. (in)	Tube Wall (in.)
400	1/8	.030
400	3/16	.030
300	1/4	.030
300	5/16	.032
200	3/8	.032
200	1/2	.032
150	5/8	.035
100	3/4	.035
75	7/8	.035

Assembly Instructions

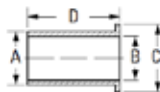
1. Cut tubing to desired length and remove all burrs.
2. Slide nut, then sleeve onto tubing with the threaded end of the nut facing out.
3. Insert tubing into fitting body making sure the tube is bottomed on the fitting shoulder.
4. Assemble nut to body and tighten hand tight. Then tighten with a wrench the number of turns as indicated by the accompanying chart

Tube Size	Additional Turns From Hand Tight
1/8" thru 1/4"	1-1/4
5/16"	1-3/4
3/8" thru 1"	2-1/4

FITTINGS

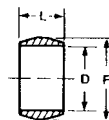
Inserts for Plastic Tubing

(Not for Air Brake)



IBS No.	Tube OD	A	B	C	D	Qty
2030X4	1/4	1/8	3/32	11/64	19/32	20
2030X44	1/4	11/64	9/64	7/32	17/32	20
2030X5	5/16	3/16	5/32	15/64	5/8	20
2030X6	3/8	1/4	7/32	11/32	41/64	20
2030X8	1/2	3/8	11/32	7/16	13/16	10
2030X10	5/8	1/2	29/64	35/64	13/16	10

Compression Sleeves



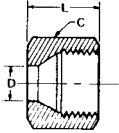
IBS No.	Tube OD	D	F	L	Qty
60X2	1/8	.13	.19	.19	20
60X3	3/16	.19	.27	.22	20
60X4	1/4	.26	.34	.25	20
60X5	5/16	.32	.41	.25	20
60X6	3/8	.38	.47	.25	20
60X8	1/2	.51	.59	.38	10
60X10	5/8	.63	.72	.38	10
60X12	3/4	.76	.88	.44	10

IBS, INCORPORATED

Compression Fittings O02

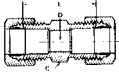


Compression Nuts



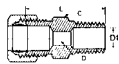
IBS No.	Tube OD	Hex	D	L	Qty
61X2	1/8	3/8	.13	.38	10
61X3	3/16	7/16	.19	.41	10
61X4	1/4	1/2	.26	.44	10
61X5	5/16	9/16	.32	.44	10
61X6	3/8	5/8	.38	.47	10
61X8	1/2	13/16	.51	.62	10
61X10	5/8	15/16	.63	.62	5
61X12	3/4	1-3/16	.76	.69	5

Compression Unions



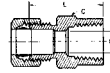
IBS No.	Tube OD	Hex	D	L	Qty
62X2	1/8	5/16	.094	.66	5
62X3	3/16	3/8	.125	.76	5
62X4	1/4	7/16	.188	.79	5
62X5	5/16	1/2	.250	.88	5
62X6	3/8	9/16	.312	.97	5
62X8	1/2	11/16	.406	1.10	5
62X10	5/8	13/16	.500	1.25	5
62X12	3/4	1	.562	1.44	5

Male Connectors



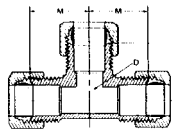
IBS No.	Tube OD	MPT	Hex	L	Qty
68X2	1/8	1/8	7/16	.78	5
68X3	3/16	1/8	7/16	.84	5
68X4	1/4	1/8	7/16	.88	5
68X4X4	1/4	1/4	9/16	1.06	5
68X5	5/16	1/8	1/2	.91	5
68X5X4	5/16	1/4	9/16	1.09	5
68X6X2	3/8	1/8	9/16	.97	5
68X6	3/8	1/4	9/16	1.17	5
68X6X6	3/8	3/8	11/16	1.16	5
68X6X8	3/8	1/2	11/16	1.16	5
68X8X4	1/2	1/4	11/16	1.22	5
68X8	1/2	3/8	11/16	1.22	5
68X8X8	1/2	1/2	7/8	1.41	5
68X10	5/8	1/2	7/8	1.50	5

Female Connectors



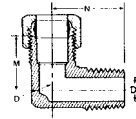
IBS No.	Tube OD	FPT	C	L	Qty
66X2	1/8	1/8	9/16	.75	5
66X3	3/16	1/8	9/16	.78	5
66X4	1/4	1/8	9/16	.78	5
66X4X4	1/4	1/4	11/16	1.03	5
66X5	5/16	1/8	9/16	.81	5
66X5X4	5/16	1/4	5/8	.91	5

Union Tees



IBS No.	Tube OD	D	M	Qty
64X3	3/16	.125	.60	5
64X4	1/4	.188	.62	5
64X5	5/16	.250	.60	5
64X6	3/8	.312	.73	5
64X8	1/2	.406	.94	5

Male Elbows



IBS No.	Tube OD	MPT	D	D1	M	N	Qty
69X2	1/8	1/8	.094	.219	.60	.67	5
69X3	3/16	1/8	.125	.219	.62	.69	5
69X4	1/4	1/8	.188	.219	.62	.75	5
69X4X4	1/4	1/4	.188	.188	.63	.84	5
69X5	5/16	1/8	.250	.234	.62	.75	5
69X5X4	5/16	1/4	.202	.344	.69	.84	5
69X6X2	3/8	1/8	.312	.234	.69	.69	5
69X6	3/8	1/4	.312	.344	.75	.93	5
69X6X6	3/8	3/8	.312	.437	.85	.94	5
69X6X8	3/8	1/2	.406	.531	.87	1.12	5
69X8X4	1/2	1/4	.406	.312	.84	.94	5
69X8	1/2	3/8	.406	.407	.94	1.12	5
69X8X8	1/2	1/2	.406	.531	.94	1.31	5
69X10	5/8	1/2	.500	.564	1.06	1.31	5

FITTINGS



IBS, INCORPORATED

Compression Fittings O02

Compression Fittings Assortment

IBS No. 177R • 24 Items 209 Pieces

Packaged in a locking steel drawer for easy storage & organization.



Compression Brass Fittings

Assortment No. 177R

60X3 3/16 OD BRASS COMP SLEEVE 	60X4 1/4 OD BRASS COMP SLEEVE 	60X5 5/16 OD BRASS COMP SLEEVE 	60X6 3/8 OD BRASS COMP SLEEVE 	61X3 3/16 OD BRASS COMP NUT 	61X4 1/4 OD BRASS COMP NUT 
61X5 5/16 OD BRASS COMP NUT 	61X6 3/8 OD BRASS COMP NUT 	62X3 3/16 OD BRASS COMP UNION 	62X4 1/4 OD BRASS COMP UNION 	62X5 5/16 OD BRASS COMP UNION 	62X6 3/8 OD BRASS COMP UNION 
68X3 3/16 X 1/8 BRASS COMP M CONN 	68X4 1/4 X 1/8 BRASS COMP M CONN 	68X4X4 1/4 X 1/4 BRASS COMP M CONN 	68X5 5/16 X 1/8 BRASS COMP M CONN 	68X5X4 5/16 X 1/4 BRASS COMP M CONN 	68X6 3/8 X 1/4 BRASS COMP M CONN 
69X3 3/16 X 1/8 90DGR BRASS COMP M 	69X4 1/4 X 1/8 90DGR BRASS COMP M 	69X4X4 1/4 X 1/4 90DGR BRASS COMP M 	69X5 5/16 X 1/8 90DGR BRASS COMP M 	69X5X4 5/16 X 1/4 90DGR BRASS COMP M 	69X6 3/8 X 1/4 90DGR BRASS COMP M 

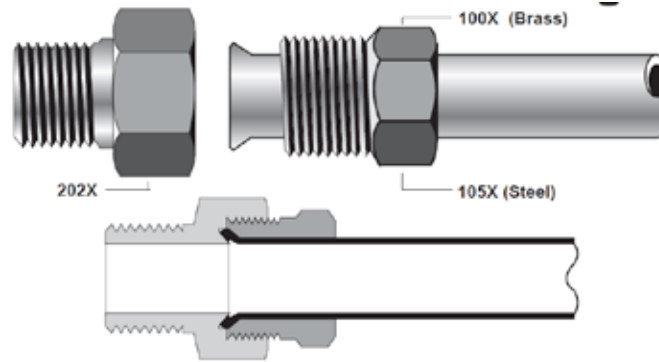
FITTINGS

IBS, INCORPORATED

Inverted Flare Fittings O03



Inverted Flare Fittings



Tube O.D.	1/8	3/16	1/4	5/16	3/8	7/16	1/2	5/8	3/4	7/8	1
Thread Size	5/16-28	3/8-24	7/16-24	1/2-20	5/8-18	11/16-18	3/4-18	7/8-18	1-1/16-16	1-13/16-16	1-15/16-16

- **Economical**
 - Built to resist mechanical pullout
 - Can be assembled and disassembled repeatedly.
- **Listed with Underwriters' Laboratories** for flammable liquid and gas. Meets functional requirements of SAE J512, ASA, ASME, and MS (Military Standards).
- **Use with** copper, brass, aluminum and welded steel hydraulic tubing that can be flared.
- **Will withstand** minimal vibration movements.
- **Temperature range** form -65° to +250°F.

Working Pressure Ranges

Temperature and type of tubing used are important factors. However, the following table is a good guide for proper selection. Temperature 73 °F with copper tubing.

PSI	Tube O.D. (in)	Tube Wall (in.)
2800	1/8	.030
1900	3/16	.030
1400	1/4	.030
1200	5/16	.032
1000	3/8	.032
750	1/2	.032
650	5/8	.035
550	3/4	.035

Assembly Instructions

1. Cut tubing to desired length and remove all burrs.
2. Slide nut, then sleeve onto tubing with the threaded end of the nut facing out.
3. Flare end of tube with a 45° flaring tool. Measure flare diameter. Examine flare for excessive thin out. On thin wall copper, welded or brazed tubing use double flare to prevent pinched off or cracked flares.
4. Clamp tube flare between nut and flare seat of body by screwing nut on finger tight. Tighten with a wrench for metal-to-metal seal.

Note: The seat dimensions are predicated on practical threading limitations and use of these fittings with double flared tubing.

Tube Nuts



IBS No.	Tube OD	C	D	L	Qty
100X3	3/16	3/8	.196	.56	25
100X4	1/4	7/16	.259	.56	25
100X5	5/16	1/2	.321	.62	25
100X6	3/8	5/8	.384	.66	10
100X8	1/2	3/4	.508	.74	10

Steel Inverted Nuts



IBS No.	Tube OD	C	D	L	Qty
105X2	1/8	5/16	.132	.52	10
105X3	3/16	3/8	.196	.56	10
105X4	1/4	7/16	.259	.56	10
105X5	5/16	1/2	.321	.62	10
105X6	3/8	5/8	.384	.66	10
105X8	1/2	3/4	.508	.74	10

FITTINGS



IBS, INCORPORATED

Inverted Flare Fittings O03

FITTINGS



Steel Inverted Plug

IBS No.	Tube OD	C	D	L	Qty
131X3	3/16	3/8	.188	.53	10
131X4	1/4	7/16	.188	.54	10
131X5	5/16	1/2	.250	.59	10
131X6	3/8	5/8	.312	.66	5

Male Connectors




IBS No.	Tube OD	MPT	Hex	D	L	Qty
202X2	1/8	1/8	13/32	.078	.62	10
202X3	3/16	1/8	15/32	.125	.70	10
202X4	1/4	1/8	17/32	.188	.74	10
202X4X4	1/4	1/4	9/16	.188	.89	10
202X5	5/16	1/8	19/32	.219	.79	10
202X5X4	5/16	1/4	19/32	.220	.98	10
202X6X2	3/8	1/8	3/4	.281	.89	10
202X6	3/8	1/4	3/4	.281	1.03	10
202X6X6	3/8	3/8	3/4	.281	1.01	5
202X8X4	1/2	1/4	29/32	.406	1.08	5
202X8	1/2	3/8	29/32	.406	1.07	5
202X8X8	1/2	1/2	29/32	.406	1.26	5



Female Connectors

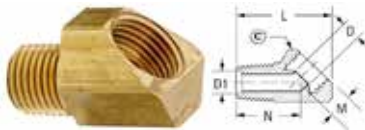
IBS No.	Tube OD	FPT	C	D	L	Qty
252X3	3/16	1/8	1/2	.125	.75	5
252X4	1/4	1/8	17/32	.188	.75	5
252X5	5/16	1/8	19/32	.219	.78	5
252X6	3/8	1/4	3/4	.281	1.03	5



Inverted Unions

IBS No.	Tube OD	C	D	L	Qty
302X3	3/16	15/32	.125	.62	10
302X4	1/4	17/32	.188	.62	10
302X5	5/16	19/32	.219	.70	10
302X6	3/8	3/4	.281	.80	5

45° Male Elbows



IBS No.	Tube OD	MPT	C	D	D1	L	M	N	Qty
352X3	3/16	1/8	17/32	.125	.156	.88	.88	.55	10
352X4	1/4	1/8	9/16	.188	.188	.94	.94	.58	10
352X5	5/16	1/8	5/8	.219	.203	1.00	1.00	.56	10
352X6X2	3/8	1/8	25/32	NA	NA	NA	NA	NA	5
352X6	3/8	1/4	25/32	.281	.219	1.34	1.34	.84	5
352X8	1/2	3/8	7/8	.406	.375	1.44	1.44	.91	5

90° Male Elbows



IBS No.	Tube OD	MPT	D	D1	L	L1	M	X	Qty
402X2	1/8	1/8	.078	.116	.80	.47	.27	.42	10
402X3	3/16	1/8	.125	.125	.85	.47	.27	.47	10
402X4	1/4	1/8	1.88	.177	.92	.55	.33	.53	10
402X4X4	1/4	1/4	.188	.188	1.09	.58	.28	.56	10
402X5	5/16	1/8	.219	.219	.98	.67	.47	.59	10
402X5X4	5/16	1/4	.219	.219	1.16	.75	.45	.59	10
402X6X2	3/8	1/8	.281	.219	1.14	.75	.54	.76	10
402X6	3/8	1/4	.281	.281	1.32	.82	.53	.76	10
402X6X6	3/8	3/8	.281	.312	1.32	.84	.50	.75	5
402X8	1/2	3/8	.406	.375	1.48	.94	.59	.92	5
402X8X8	1/2	1/2	.406	.406	1.67	1.09	.66	.91	5

IBS, INCORPORATED

Inverted Flare Fittings O03



Inverted Flare Fittings Assortment

IBS No. 178R • 24 Items 129 Pieces

Packaged in a locking steel drawer for easy storage & organization.



Inverted Flare Brass Fittings

Assortment No. 178R

105X3 3/16 INV TUBE NUT STEEL 	105X4 1/4 INV TUBE NUT STEEL 	105X5 5/16 INV TUBE NUT STEEL 	105X6 3/8 INV TUBE NUT STEEL 	202X3 3/16 X 1/8 INV M CONN BRASS 	202X4 1/4 X 1/8 INV M CONN BRASS 
202X4X4 1/4 X 1/4 INV M CONN BRASS 	202X5 5/16 X 1/8 INV M CONN BRASS 	202X5X4 5/16 X 1/4 INV M CONN BRASS 	202X6 3/8 X 1/4 INV M CONN BRASS 	402X3 3/16 X 1/8 INV 90DGR ELBOW M 	402X4 1/4 X 1/8 INV 90DGR ELBOW M 
402X4X4 1/4 X 1/4 INV 90DGR ELBOW M 	402X5 5/16 X 1/8 INV 90DGR ELBOW M 	402X5X4 5/16 X 1/4 INV 90DGR ELBOW M 	402X6 3/8 X 1/4 INV 90DGR ELBOW M 	352X3 3/16 X 1/8 INV 45DGR ELBOW M 	352X4 1/4 X 1/8 INV 45DGR ELBOW M 
352X5 5/16 X 1/8 INV 45DGR ELBOW M 	352X6 3/8 X 1/4 INV 45DGR ELBOW M 	302X3 3/16 INV UNION BRASS 	302X4 1/4 INV UNION BRASS 	302X5 5/16 INV UNION BRASS 	302X6 3/8 INV UNION BRASS 

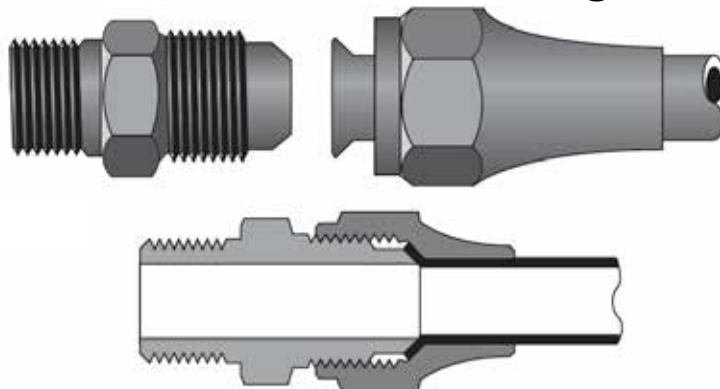
FITTINGS



IBS, INCORPORATED

SAE 45° Flared Fittings O01

SAE 45° Flared Fittings



Tube O.D.	1/8	3/16	1/4	5/16	3/8	7/16	1/2	5/8	3/4
Thread Size	5/16-24	3/8-24	7/16-20	1/2-20	5/8-18	11/16-18	3/4-16	7/8-14	1-1/16-14

- **Economical**

- Resists mechanical pullout.
- Can be assembled and disassembled repeatedly.

- **Use with copper, brass, aluminum, and welded** steel hydraulic tubing that can be flared. Manufactured especially for hard-to-hold liquids and gases.
- Listed with Underwriter's Laboratories for flammable liquid, marine, refrigeration and gas applications. **Meets functional requirements of SAE, ASA, ASME and MS (Military Standards)**
- **Short nut may be used** when vibration is minimal. **The long nut offers** additional vibration capacity.
- **Can be used in temperatures ranging from -65° to +250° F.**

Working Pressure Ranges

Temperatures and type of tubing used are important factors. However, the following table is a good guide for proper selection. Temperature 73° F with copper tubing:

PSI	Tube O.D.	Tube Wall
2800	1/8	.030
1900	3/16	.030
1400	1/4	.030
1200	5/16	.032
1000	3/8	.032
750	1/2	.032
650	5/8	.035
550	3/4	.035
450	7/8	.035

Assembly Instructions

Flare fittings are easy to disassemble and may be reassembled repeatedly for a leak-proof connection.

1. Cut tubing to the length desired. Make sure the ends are square and all burrs are removed.
2. Slide the nut onto the tube with the threaded end facing out toward the end of the tube.
3. Flare the tube end using a 45° flaring tool.
4. Clamp tube flare between nut and nose of fitting body by screwing nut on finger-tight. Tighten with a wrench for a metal-to-metal seal.

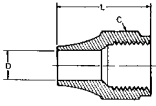
FITTINGS

IBS, INCORPORATED

SAE 45° Flared Fittings O01

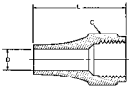


Brass Flare Nut



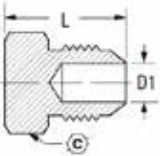
IBS No.	Tube OD	Hex	D	Qty
1110X3	3/16	7/16	.195	10
1110X4	1/4	9/16	.258	10
1110X5	5/16	5/8	.320	10
1110X6	3/8	3/4	.383	10
1110X8	1/2	7/8	.508	10
1110X10	5/8	1-1/16	.633	10

Brass Flare Long Nut



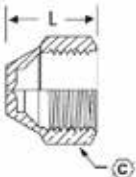
IBS No.	Tube OD	Hex	L	D	Qty
41X2	1/8	1/8	.75	.132	10
41X3	3/16	7/16	.81	.195	10
41X4	1/4	9/16	.94	.258	10
41X5	5/16	5/8	1.12	.320	10
41X6	3/8	3/4	1.31	.383	5
41X8	1/2	7/8	1.62	.508	5
41X10	5/8	1-1/16	1.88	.633	5

Brass Flare Plugs



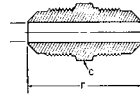
IBS No.	Tube OD	Hex	L	Qty
2229X4	1/4	7/16	.69	5
2229X5	5/16	1/2	.79	5
2229X6	3/8	5/8	.88	5
2229X8	1/2	3/4	1.06	5
2229X10	5/8	7/8	1.19	1
2229X12	3/4	1-1/16	1.31	1

Brass Flare Caps



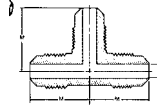
IBS No.	Tube OD	Hex	L	Qty
2129X4	1/4	7/16	.53	10
2129X5	5/16	5/8	.62	10
2129X6	3/8	3/4	.69	10
2129X8	1/2	7/8	.84	10
2129X10	5/8	1-1/16	.97	5
2129X12	3/4	1-5/16	1.09	5

Brass Flare Union



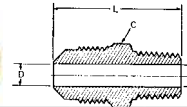
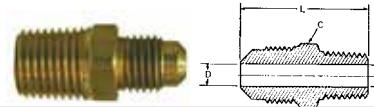
IBS No.	Tube OD	Hex	D	L	Qty
42X2	1/8	5/16	.078	.92	10
42X3	3/16	3/8	.125	1.06	10
42X4	1/4	7/16	.188	1.19	10
42X5	5/16	1/2	.219	1.34	10
42X6	3/8	5/8	.281	1.50	5
42X8	1/2	3/4	.406	1.81	5
42X10	5/8	7/8	.500	2.12	5
42X12	3/4	1-1/16	.625	2.44	5

Brass Flare Union Tee



IBS No.	Tube OD	M	D	Qty
44X4	1/4	.86	.188	5
44X5	5/16	.89	.219	5
44X6	3/8	1.04	.281	5
44X8	1/2	1.20	.406	5

Brass Male Connector



IBS No.	Tube OD	MPT	Hex	D	L	Qty
48X2	1/8	1/8	7/16	.078	.90	10
48X3	3/16	1/8	7/16	.125	1.00	10
48X4	1/4	1/8	7/16	.188	1.06	10
48X4X4	1/4	1/4	9/16	.188	1.26	10
48X5	5/16	1/8	1/2	.219	1.16	10
48X5X4	5/16	1/4	9/16	.219	1.34	10
48X6X2	3/8	1/8	5/8	.281	1.25	5
48X6	3/8	1/4	5/8	.281	1.44	5
48X6X6	3/8	3/8	11/16	.281	1.44	5
48X6X8	3/8	1/2	7/8	.281	1.69	5
48X8X4	1/2	1/4	3/4	.406	1.62	5
48X8	1/2	3/8	3/4	.406	1.62	5
48X8X8	1/2	1/2	7/8	.406	1.81	5
48X10X6	5/8	3/8	7/8	.500	1.81	5
48X10	5/8	1/2	7/8	.500	2.00	5
48X12	3/4	1/2	1-1/16	.625	2.18	5
48X12X12	3/4	3/4	1-1/16	.625	2.18	5

FITTINGS



IBS, INCORPORATED


SAE 45° Flared Fittings O01

Brass Female Connector



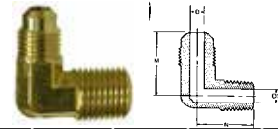
IBS No.	Tube OD	FPT	Hex	D	L	Qty
46X3	3/16	1/8	9/16	.125	.97	10
46X4	1/4	1/8	9/16	.188	1.03	10
46X6X2	3/8	1/8	5/8	.281	1.12	5
46X6	3/8	1/4	11/16	.281	1.31	5
46X8	1/2	3/8	13/16	.406	1.50	5

Brass Male 45° Elbow



IBS No.	Tube OD	MPT	D	M	N	Qty
54X4	1/4	1/8	.188	.67	.64	10
54X4X4	1/4	1/4	.188	.73	.87	10
54X5	5/16	1/8	.219	.78	.64	10
54X6	3/8	1/4	.283	.89	.86	5
54X6X6	3/8	3/8	.281	.91	.93	5
54X8	1/2	3/8	.407	1.06	.96	5
54X8X8	1/2	1/2				5
54X10	5/8	1/2	.500	1.23	1.17	5

Brass Male 90° Elbow




IBS No.	Tube OD	MPT	D	D1	M	N	Qty
49X2	1/8	1/8	.078	.219	.62	.69	10
49X3	3/16	1/8	.125	.219	.75	.75	10
49X4	1/4	1/8	.188	.219	.81	.76	10
49X4X4	1/4	1/4	.188	.312	.88	.99	10
49X4X6	1/4	3/8	.188	.406	.94	1.03	10
49X5	5/16	1/8	.219	.219	.91	.78	10
49X5X4	5/16	1/4	.219	.312	.95	.92	10
49X6X2	3/8	1/8	.283	.219	1.03	.91	5
49X6	3/8	1/4	.281	.312	.97	1.06	5
49X6X6	3/8	3/8	.281	.406	1.06	1.09	5
49X6X8	3/8	1/2	.281	.438	1.16	1.28	5
49X8X4	1/2	1/4	.406	.312	1.23	1.19	5
49X8	1/2	3/8	.406	.406	1.23	1.12	5
49X8X8	1/2	1/2	.406	.406	1.25	1.32	5
49X10X6	5/8	3/8	.502	.406	1.42	1.23	5
49X10	5/8	1/2	.502	.562	1.42	1.37	5
49X12	3/4	1/2	.626	.562	1.62	1.48	5
49X12X12	3/4	3/4	.625	.750	1.59	1.62	5

SAE 45° Flare Brass Fittings Assortment

IBS No. 104R • 32 Items 95 Pieces

Packaged in a locking steel drawer for easy storage & organization








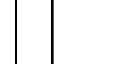







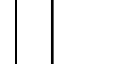







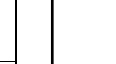







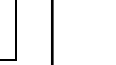




IBS, Inc.
SPECIALTY PRODUCTS FOR MAINTENANCE & REPAIR
INDUSTRIALBOLTY.COM © 2010 800-678-1906

**SAE 45° Flare
Brass Fittings**

Assortment No. 104R

42X8 1/2 SAE 45DGR BRASS FLARE 	48X5 5/16 X 1/8 SAE 45DGR BRASS 	48X8 1/2 X 3/8 SAE 45DGR BRASS 	48X10X6 5/8 X 3/8 SAE 45DGR BRASS 	49X5X4 5/16 X 1/4 SAE 90DGR BRASS 	49X8X4 1/2 X 1/4 SAE 90DGR BRASS 	54X4 1/4 X 1/8 SAE 45DGR BRASS 	54X10 5/8 X 1/2 SAE 45DGR BRASS 
42X6 3/8 SAE 45DGR BRASS FLARE 	48X4X4 1/4 X 1/4 SAE 45DGR BRASS 	48X6X6 3/8 X 3/8 SAE 45DGR BRASS 	48X10 5/8 X 1/2 SAE 45DGR BRASS 	49X5 5/16 X 1/8 SAE 90DGR BRASS 	49X8 1/2 X 3/8 SAE 90DGR BRASS 	49X10X6 5/8 X 3/8 SAE 90DGR BRASS 	54X8 1/2 X 3/8 SAE 45DGR BRASS 
42X5 5/16 SAE 45DGR BRASS FLARE 	48X4 1/4 X 1/8 SAE 45DGR BRASS 	48X6 3/8 X 1/4 SAE 45DGR BRASS 	48X8X8 1/2 X 1/2 SAE 45DGR BRASS 	49X4X4 1/4 X 1/4 SAE 90DGR BRASS 	49X6X6 3/8 X 3/8 SAE 90DGR BRASS 	49X10 5/8 X 1/2 SAE 90DGR BRASS 	54X6 5/8 X 1/4 SAE 45DGR BRASS 
42X4 1/4 SAE 45DGR BRASS FLARE 	42X10 5/8 SAE 45DGR BRASS FLARE 	48X5X4 5/16 X 1/4 SAE 45DGR BRASS 	48X8X4 1/2 X 1/4 SAE 45DGR BRASS 	49X4 1/4 X 1/8 SAE 90DGR BRASS 	49X6 3/8 X 1/4 SAE 90DGR BRASS 	49X8X8 1/2 X 1/2 SAE 90DGR BRASS 	54X5 5/16 X 1/8 SAE 45DGR BRASS 

IBS, INCORPORATED

Assortments (Z02)




SAE 45° Flare Brass Fittings 1/2" & 5/8"

IBS No. 104-LGR • 14 Items 36 Pieces

Packaged in a locking steel drawer for easy storage & organization



















IBS, Inc.
SPECIALTY PRODUCTS FOR MAINTENANCE & REPAIR
INDUSTRIALBOLT.COM © © © 800-678-1906

**SAE 45° Flare
Brass Fittings**

Assortment No. 104R-LGR


<p>42X8 1/2 SAE 45DGR BRASS FLARE</p> 	<p>48X8X4 1/2 X 1/4 SAE 45DGR BRASS</p> 	<p>48X8X8 1/2 X 1/2 SAE 45DGR BRASS</p> 	<p>48X10 5/8 X 1/2 SAE 45DGR BRASS</p> 
<p>42X10 5/8 SAE 45DGR BRASS FLARE</p> 	<p>48X8 1/2 X 3/8 SAE 45DGR BRASS</p> 	<p>48X10X6 5/8 X 3/8 SAE 45DGR BRASS</p> 	
<p>54X8 1/2 X 3/8 SAE 45DGR BRASS</p> 	<p>49X8X4 1/2 X 1/4 SAE 90DGR BRASS</p> 	<p>49X8X8 1/2 X 1/2 SAE 90DGR BRASS</p> 	<p>49X10 5/8 X 1/2 SAE 90DGR BRASS</p> 
<p>54X10 5/8 X 1/2 SAE 45DGR BRASS</p> 	<p>49X8 1/2 X 3/8 SAE 90DGR BRASS</p> 	<p>49X10X6 5/8 X 3/8 SAE 90DGR BRASS</p> 	

SAE 45° Flare Brass Fittings 1/4," 5/16," 3/8"

IBS No. 104-SML • 18 Items 58 Pieces

Packaged in a locking steel drawer for easy storage & organization.























IBS, Inc.
SPECIALTY PRODUCTS FOR MAINTENANCE & REPAIR
INDUSTRIALBOLT.COM © © © 800-678-1906

**SAE 45° Flare
Brass Fittings**

Assortment No. 104R-SML

<p>42X4 1/4 SAE 45DGR BRASS FLARE</p> 	<p>42X5 5/16 SAE 45DGR BRASS FLARE</p> 	<p>42X6 3/8 SAE 45DGR BRASS FLARE</p> 	<p>54X4 1/4 X 1/8 SAE 45DGR BRASS</p> 
<p>48X4 1/4 X 1/8 SAE 45DGR BRASS</p> 	<p>48X5 5/16 X 1/8 SAE 45DGR BRASS</p> 	<p>48X6 3/8 X 1/4 SAE 45DGR BRASS</p> 	<p>54X5 5/16 X 1/8 SAE 45DGR BRASS</p> 
<p>48X4X4 1/4 X 1/4 SAE 45DGR BRASS</p> 	<p>48X5X4 5/16 X 1/4 SAE 45DGR BRASS</p> 	<p>48X6X6 3/8 X 3/8 SAE 45DGR BRASS</p> 	<p>54X6 3/8 X 1/4 SAE 45DGR BRASS</p> 
<p>49X4 1/4 X 1/8 SAE 90DGR BRASS</p> 	<p>49X5 5/16 X 1/8 SAE 90DGR BRASS</p> 	<p>49X6 3/8 X 1/4 SAE 90DGR BRASS</p> 	
<p>49X4X4 1/4 X 1/4 SAE 90DGR BRASS</p> 	<p>49X5X4 5/16 X 1/4 SAE 90DGR BRASS</p> 	<p>49X6X6 3/8 X 3/8 SAE 90DGR BRASS</p> 	

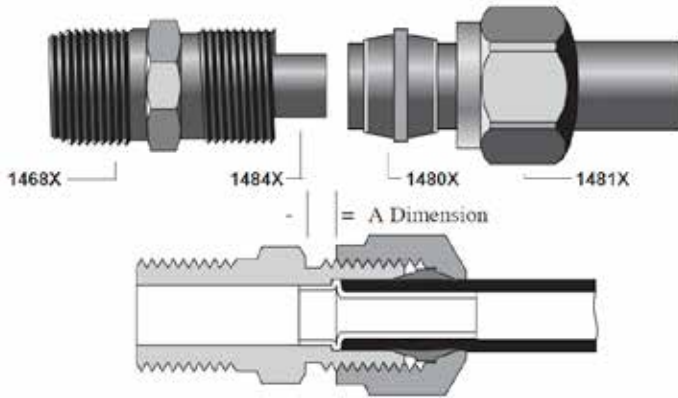
FITTINGS



IBS, INCORPORATED

Nylon Air Brake Fittings O07

Air Brake Fittings for Nylon Tubing



- Easy to assemble - no tube preparation or flaring required.
- May be used with copper tubing by replacing nut, sleeve and insert with long nut and spherical sleeve.
- Use on air brake systems except where temps exceed +200°F or where battery acid can drip on tubing.
- Use with NT100 Nylon tubing - SAE J844 Type A & B.
- Maximum operating pressure - 150 psi.
- Has a temperature range of 40° F to +200° F.
- Offers a fair resistance to vibration.

Tube O.D.	1/4	3/8	1/2	5/8	3/4
Thread Size	7/16-14	17/32-24	11/16-20	13/16-18	1-18

Assembly Instructions

1. Cut tubing to desired length.
2. Slide nut and then sleeve on tubing. Threaded end of nut 'A' must face toward fitting body.
3. Insert tubing into the pre-assembled fitting. Be sure tubing is bottomed in fitting.
4. Tighten nut to required torque as indicated on chart. Another check on proper assembly is dimension A also noted on chart.

Tube Size	Torque	A Dimension
1/4	7 to 9.6 ft. lbs.	.085 / .105
3/8	12 to 17 ft. lbs.	.125 / .145
1/2	25 to 33 ft. lbs.	.100 / .120
5/8	26 to 35 ft. lbs.	.115 / .135
3/4	38 to 50 ft. lbs.	.180 / 200

Disassembly - Remove nut and pull tubing out of fitting body. Insert will remain in tubing.

Reassembly - Push tubing and insert into fitting body until it bottoms. Thread nut onto fitting and torque as in step 4.

FITTINGS



AIR BRAKE NUT

IBS No.	Tube Size	Qty
1461x4	1/4	10
1461x6	3/8	10
1461x8	1/2	5
1461x10	5/8	5
1461x12	3/4	5



AIR BRAKE SLEEVE

IBS No.	Tube Size	Qty
1460x4	1/4	10
1460x6	3/8	10
1460x8	1/2	10
1460x10	5/8	10
1460x12	3/4	10



AIR BRAKE INSERT

IBS No.	Tube Size	Qty
1484x4	1/4	20
1484x6	3/8	20
1484x8	1/2	10
1484x10	5/8	10
1484x12	3/4	10



AIR BRAKE UNION

IBS No.	Tube Size	Qty
1462x4	1/4	5
1462x6	3/8	5
1462x8	1/2	3
1462x10	5/8	1
1462x12	3/4	1

IBS, INCORPORATED

Nylon Air Brake Fittings O07



AIR BRAKE MALE CONNECTORS

IBS No.	Tube Size	MPT	Qty
1468x4	1/4	1/8	5
1468x4x4	1/4	1/4	5
1468x4x6	1/4	3/8	5
1468x6x2	3/8	1/8	5
1468x6	3/8	1/4	5
1468x6x6	3/8	3/8	5
1468x6x8	3/8	1/2	5
1468x8x4	1/2	1/4	5
1468x8	1/2	3/8	5
1468x8x8	1/2	1/2	5
1468x8x12	1/2	3/4	2
1468x10x6	5/8	3/8	2
1468x10	5/8	1/2	2
1468x10x12	5/8	3/4	2
1468x12	3/4	1/2	1
1468x12x12	3/4	3/4	1



AIR BRAKE 90° MALE ELBOWS

IBS No.	Tube Size	MPT	Qty
1469x4	1/4	1/8	5
1469x4x4	1/4	1/4	5
1469x4x6	1/4	3/8	5
1469x6x2	3/8	1/8	5
1469x6	3/8	1/4	5
1469x6x6	3/8	3/8	5
1469x6x8	3/8	1/2	5
1469x8x4	1/2	1/4	3
1469x8	1/2	3/8	3
1469x8x8	1/2	1/2	3
1469x10x6	5/8	3/8	2
1469x10	5/8	1/2	2
1469x10x12	5/8	3/4	2
1469x12	3/4	1/2	1
1469x12x12	3/4	3/4	1



90° UNION

IBS No.	Tube Size	Qty
1465x4	1/4	5
1465x6	3/8	5
1465x8	1/2	3
1465x10	5/8	2



AB 45° MALE ELBOWS

IBS No.	Tube Size	MPT	Qty
1480x4	1/4	1/8	5
1480x4x4	1/4	1/4	5
1480x6	3/8	1/4	5
1480x6x6	3/8	3/8	5
1480x8x4	1/2	1/4	4
1480x8	1/2	3/8	4
1480x8x8	1/2	1/2	4
1480x10	5/8	1/2	2
1480x12x8	3/4	1/2	1



AIR BRAKE TEES

IBS No.	Tube Size	Qty
1464x4	1/4	5
1464x6	3/8	5
1464x8	1/2	3
1464x10	5/8	2

FITTINGS



IBS, INCORPORATED

Assortments Z02

FITTINGS

IBS, Inc. SPECIALTY PRODUCTS FOR MAINTENANCE & REPAIR INDUSTRIALBOLT.COM • 800-678-1906		Nylon Air Brake Fittings 1/4" & 3/8"			192R
1460X4 1/4 BRASS A/B SLEEVE	1461X4 1/4 BRASS A/B NUT	1462X4 1/4 BRASS A/B UNION	1468X4 1/4 X 1/8 BRASS A/B M CONN	1468X4X4 1/4 X 1/4 BRASS A/B M CONN	
1469X4 1/4 X 1/8 BRASS A/B 90DGR M.CONN	1469X4X4 1/4 X 1/4 BRASS A/B 90DGR M CONN	1480X4 1/4 X 1/8 BRASS A/B 45DGR M CONN	1484X4 1/4 BRASS A/B INSERT	1460X6 3/8 BRASS A/B SLEEVE	
1461X6 3/8 BRASS A/B NUT	1462X6 3/8 BRASS A/B UNION	1468X6 3/8 X 1/4 BRASS A/B M CONN	1468X6X2 3/8 X 1/8 BRASS A/B M CONN	1468X6X6 3/8 X 3/8 BRASS A/B M CONN	
1469X6 3/8 X 1/4 BRASS A/B 90DGR M CONN	1469X6X2 3/8 X 1/8 BRASS A/B 90DGR M CONN	1469X6X6 3/8 X 3/8 BRASS A/B 90DGR M CONN	1480X6 3/8 X 1/4 BRASS A/B 45DGR M CONN	1484X6 3/8 BRASS A/B INSERT	

1/4 & 3/8 Air Brake Fittings for Nylon Tubing
IBS No. 192R
20 Items • 121 Pcs
Packaged in a locking steel drawer for easy storage and organization



IBS, Inc. SPECIALTY PRODUCTS FOR MAINTENANCE & REPAIR INDUSTRIALBOLT.COM • 800-678-1906		1/2" Nylon Air Brake Fittings		Assortment No. 193R
1460X8 1/2 BRASS A/B SLEEVE	1461X8 1/2 BRASS A/B NUT	1462X8 1/2 BRASS A/B UNION	1468X8 1/2 X 3/8 BRASS A/B M. CONN	
1468X8X4 1/2 X 1/4 BRASS A/B M. CONN	1468X8X8 1/2 X 1/2 BRASS A/B M. CONN	1469X8 1/2 X 3/8 BRASS A/B 90DGR	1469X8X4 1/2 X 1/4 BRASS A/B 90DGR	
1469X8X8 1/2 X 1/2 BRASS A/B 90DR	1480X8 1/2 X 3/8 BRASS A/B 45DGR	1484X8 1/2 BRASS A/B INSERT		

1/2" Air Brake Fittings for Nylon Tubing
IBS No. 193R
11 Items • 68 Pcs
Packaged in a locking steel drawer for easy storage and organization



IBS, Inc. SPECIALTY PRODUCTS FOR MAINTENANCE & REPAIR INDUSTRIALBOLT.COM • 800-678-1906		5/8" Air Brake Fittings for Nylon		Assortment No. 217R
1460X10 5/8 BRASS A/B SLEEVE	1461X10 5/8 BRASS A/B NUT	1462X10 5/8 BRASS A/B UNION		
1468X10 5/8 X 1/2 BRASS A/B M. CONN	1468X10X6 5/8 X 3/8 BRASS A/B M CONN	1468X10X12 5/8 X 3/4 BRASS A/B M CONN		
1469X10 5/8 X 1/2 BRASS A/B 90DGR	1469X10X6 5/8 X 3/8 BRASS A/B 90DGR	1469X10X12 5/8 X 3/4 BRASS A/B 90DGR		
1480X10 5/8 X 1/2 BRASS A/B 45DR	1484X10 5/8 BRASS A/B INSERT			

5/8" Air Brake Fittings for Nylon Tubing
IBS No. 217R
11 Items • 25 Pcs
Packaged in a locking steel drawer for easy storage and organization



IBS, INCORPORATED

Air Brake Fittings for Hose O08



Air Brake Fittings For Hose

- Can be used for nearly any air brake line.
- Easy to assemble with a good selection of hose end configurations.
- Brass material offers excellent resistance against corrosion.
- Typical application : Air brake hose lines.
- Pressure : Determined by maximum working pressure for hose size,



Assembly Information

1. Slide nut and sleeve onto hose. Make sure bevel edge of sleeve faces out toward fitting.
2. Push hose into fitting until it bottoms.
3. Screw nut until contact is made with body hex.

Male Connectors

IBS No.	W'Head #	Hose I.D.	Pipe Size	Overall Length	Hose Cut-Off Factor *	Qty
W15540	33806B-Y24	3/8	1/4	2.26	11/16	5
W24887	33806B-Y26	3/8	3/8	2.35	13/16	5
W15539	33806B-Y28	3/8	1/2	2.45	15/16	5
W33883	33808B-Y26	1/2	3/8	2.24	3/4	5
W33884	33808B-Y28	1/2	1/2	2.40	15/16	5



Male Connectors with Spring Guard

IBS No.	W'Head #	Hose I.D.	Pipe Size	Overall Length	Hose Cut-Off Factor *	Qty
W15536	33806B-Y34	3/8	1/4	4.75	3/4	5
W23907	33806B-Y36	3/8	3/8	4.74	13/16	5
W15535	33806B-Y38	3/8	1/2	4.88	15/16	5
W33885	33808B-Y36	1/2	3/8	5.12	3/4	5
W33886	33808B-Y38	1/2	1/2	4.88	15/16	5



Female Connectors with Adapter

IBS No.	W'Head #	Hose I.D.	Pipe Size	Overall Length	Hose Cut-Off Factor *	Qty
W26293	33806B-Y84	3/8	1/4	3.33	1-13/16	5
W33808	33806B-Y86	3/8	3/8	3.33	1-3/4	5
W33882	33808B-Y86	1/2	3/8	3.30	1-3/4	5



Female Connectors

IBS No.	W'Head #	Hose I.D.	Thread Size	Overall Length	Hose Cut-Off Factor *	Qty
W26292	33806B-Y76	3/8	3/4-20	2.40	7/8	4



Adapters

IBS No.	W'Head #	Pipe Size	Overall Length	ABS Thread	ABS Swivel	Qty
W33807	1390X6X6	3/8	1.18	3/4-20	3/8	5
W33805	1390X8	3/8	1.18	7/8-20	1/2	5



* To determine the correct length of hose, subtract the cut-off factor for each end fitting from the overall length of the assembly.

FITTINGS



IBS, INCORPORATED

Air Brake Fittings for Hose O08

Insert



IBS No.	W'Head #	Hose I.D.	Pipe Size	Qty
W15993	1391X6	3/8	1/4	5
W33470	1391X6X6	3/8	3/8	5
W15992	1391X6X8	3/8	1/2	5
W33888	1391X8X6	1/2	3/8	5
W33889	1391X8X8	1/2	1/2	5

Sleeves



IBS No.	W'Head #	I.D.	Qty
W03610	33806-A	3/8	10
W33801	33808-A	1/2	10

Nuts



IBS No.	W'Head #	I.D.	Qty
W03624	33806-B	3/8	5
W33802	33808-B	1/2	5

Brass Nut with Spring Guard



IBS No.	W'Head #	I.D.	Qty
W03613	33806-D	3/8	5
W33803	33808-D	1/2	5

Brass Air Brake Hose Mender



IBS No.	W'Head #	Hose I.D.	Overall Length	Qty
W16678	33806B-Y06	3/8	3.25	1
W33887	33808B-Y08	1/2	3.25	1

Draincock for Air Brake Hose Systems

Valves are designed to hold air pressure of 150 psi with one 1/4" air bubble in 5 seconds permissible key leakage.



IBS No.	W'Head #	MPT	Hex	L	Qty
W15310	W15310	3/8	9/16	1.00	3

FITTINGS

Air Brake Fittings for Hose Assortment (Z02)

IBS No. 149R • 13 Items • 35 Pieces

Packaged in a locking steel drawer for easy storage & organization

IBS, Inc.
SPECIALTY PRODUCTS FOR MAINTENANCE & REPAIR
INDUSTRIALBOLT.COM ☎ 800-678-1906

Air Brake Fittings for Hose

Assortment No. 149R

<p>W15536 3/8 X 1/4 AIR BRAKE MALE CONNECTOR WITH SPRING GUARD</p>	<p>W15539 3/8 X 1/2 AIR BRAKE MALE CONNECTOR</p>	<p>W23907 3/8 X 3/8 AIR BRAKE MALE CONNECTOR WITH SPRING GUARD</p>	<p>W33886 1/2 x 1/2 AIR BRAKE MALE CONNECTOR WITH SPRING GUARD</p>
<p>W15535 3/8 X 1/2 AIR BRAKE MALE CONNECTOR WITH SPRING GUARD</p>	<p>W03624 3/8 AIR BRAKE NUT</p>	<p>W16678 3/8 AIR BRAKE HOSE MENDER</p>	<p>W33802 1/2 AIR BRAKE NUT</p>
<p>W03613 3/8 AIR BRAKE NUT FOR SPRING GUARD</p>	<p>W03610 3/8 AIR BRAKE SLEEVE</p>	<p>W15540 3/8 X 1/4 AIR BRAKE MALE CONNECTOR</p>	<p>W33801 1/2 AIR BRAKE SLEEVE</p>
			<p>W24887 3/8 X 3/8 AIR BRAKE MALE CONNECTOR</p>

IBS, INCORPORATED

Assortments Z02



Air Brake Fitting Assortment for 3/8" Hose

IBS No. 844R • 12 Items • 30 Pieces

Packaged in locking steel drawer for easy storage & organization

IBS, Inc. <small>SPECIALTY PRODUCTS FOR MAINTENANCE & REPAIR INDUSTRIALBOLT.COM © © © 800-678-1906</small>		Air Brake Fittings For 3/8" Hose <small>Assortment No. 844R</small>	
W15536 3/8 X 1/4 AIR BRAKE FOR HOSE MALE CONNECTOR W/ SPRING 	W15540 3/8 X 1/4 AIR BRAKE FOR HOSE MALE CONNECTOR 	W16678 3/8 AIR BRAKE FOR HOSE MENDER 	W33470 3/8 X 3/8 BRASS AIR HOSE CONN
W23907 3/8 X 3/8 AIR BRAKE FOR HOSE MALE CONNECTOR W/ SPRING 	W24887 3/8 X 3/8 AIR BRAKE FOR HOSE MALE CONNECTOR 	W03624 3/8 AIR BRAKE FOR HOSE NUT 	W15992 3/8 X 1/2 AIR BRAKE FOR HOSE INSERT
W15535 3/8 X 1/2 AIR BRAKE FOR HOSE MALE CONNECTOR W/ SPRING 	W15539 3/8 X 1/2 AIR BRAKE FOR HOSE MALE CONNECTOR 	W03613 3/8 AIR BRAKE FOR HOSE NUT FOR SPRING GUARD 	W03610 3/8 AIR BRAKE FOR HOSE SLEEVE

Air Brake Fitting Assortment for 1/2" Hose

IBS No. 845R • 9 Items • 22 Pieces

Packaged in locking steel drawer for easy storage & organization

IBS, Inc. <small>SPECIALTY PRODUCTS FOR MAINTENANCE & REPAIR INDUSTRIALBOLT.COM © © © 800-678-1906</small>		Air Brake Fittings For 1/2" Hose <small>Assortment No. 845R</small>	
W33885 1/2 X 3/8 AIR BRAKE FOR HOSE MALE CONNECTOR W/ SPRING 	W33883 1/2 X 3/8 AIR BRAKE FOR HOSE MALE CONNECTOR 	W33887 1/2 AIR BRAKE FOR HOSE MENDER 	W33889 1/2 X 1/2 AIR BRAKE FOR HOSE INSERT
W33886 1/2 X 1/2 AIR BRAKE FOR HOSE MALE CONNECTOR W/ SPRING 	W33884 1/2 X 1/2 AIR BRAKE FOR HOSE MALE CONNECTOR 	W33802 1/2 AIR BRAKE FOR HOSE NUT 	W33801 1/2 AIR BRAKE FOR HOSE SLEEVE
		W33803 1/2 AIR BRAKE FOR HOSE NUT FOR SPRING GUARD 	

FITTINGS



IBS, INCORPORATED

Air Brake Fittings for Hose O08

Gladhand Couplings



393 UNIV 393 SER 393 EME

IBS No.	Application	Qty
393UNIV	Universal — Connect to all 3 styles	1
393SER	Service — Connect only to service	1
393EME	Emergency — Connect only to emergency	1

Gladhand Coupling Seals



394 GL 394GLB 394GLR

IBS No.	Application	Qty
394GL	Gladhand Air Coupling Seal — Double Lip	10
394GLB	Gladhand Air Coupling Seal — Blue (Service)	10
394GLR	Gladhand Air Coupling Seal — Red (Emergency)	10

Gladhand Seals Assortment (Z02)

IBS No. 826R • 7 Items • 22 Pieces

Packaged in a locking steel drawer for easy storage & organization

FITTINGS



IBS, Inc.
SPECIALTY PRODUCTS FOR MAINTENANCE & REPAIR
INDUSTRIALDOLY.COM ☎ 800-678-1906

Gladhands

Assortment No. 826R

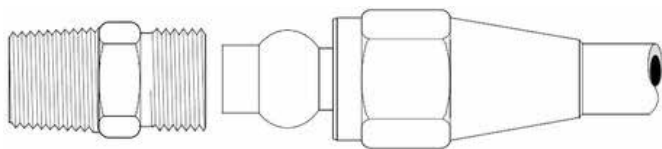
<p>393SER GLADHAND SERVICE</p>  	<p>393EME GLADHAND EMERGENCY</p>  	<p>393UNIV GLADHAND UNIVERSAL</p>  	<p>37535 LOCTITE DIELECTRIC GREASE 30Z TUBE</p> 
<p>394GLB GLADHAND SEAL SERVICE - BLUE</p>  	<p>394GLR GLADHAND SEAL EMERGENCY - RED</p>  	<p>394GL GLADHAND SEAL UNIVERSAL - BLACK</p>  	  

IBS, INCORPORATED

Air Brake Fittings for Copper Tubing O04



Air Brake Fittings for Copper Tubing



Tube O.D.	1/4	3/8	1/2	5/8	3/4
Thread Size	7/16-24	17/32-24	11/16-20	13/16-18	1-18

- Easy Assembly - no flaring necessary.
- Can be used with nylon tubing by replacing long nut and spherical sleeve with insert, rigid sleeve and nut.
- For use with copper tubing in air brake systems.
- Offers a fair resistance to vibration.
- Temperature range from -65° F to +250° F with copper tubing.
- Operating pressure up to 150 psi.
- Meets specifications and standards of SAE & DOT.

Assembly Instructions

1. Cut tubing to desired length. Make sure all burrs are removed and the ends are cut square.
2. Slide nut and then sleeve on tubing. Threaded end of nut must face toward fitting body.
3. Insert tubing into fitting. Be sure tubing is bottomed on fitting shoulder.
4. Thread nut onto fitting body until it is hand tight.
5. From that point, tighten with a wrench the number of turns indicated in the chart below.

Tube Size	Additional No. Of Turns from Hand Tight
1/4, 3/8	1-3/4
1/2, 5/8, 3/4	3-1/4



SLEEVE

IBS No.	W'Head #	Tube O.D.	Qty
W00457	1360x4	1/4	20
W00361	1360x6	3/8	20
W03754	1360x8	1/2	10
W10612	1360x10	5/8	10



NUTS

IBS No.	W'Head #	Tube O.D.	Hex	Qty
W00455	1361x4	1/4	9/16	10
W00360	1361x6	3/8	5/8	10
W03755	1361x8	1/2	13/16	5
W10613	1361x10	5/8	15/16	2



UNIONS

IBS No.	W'Head #	Tube O.D.	Hex	Qty
W05514	1362x4	1/4	7/16	5
W05134	1362x6	3/8	9/16	5
W15710	1362x8	1/2	11/16	3
W21826	1362x10	5/8	13/16	1



MALE CONNECTOR

IBS No.	W'Head #	Tube O.D.	MPT	Hex	Qty
W05127	1368x4	1/4	1/8	7/16	5
W05183	1368x4x4	1/4	1/4	9/16	5
W05509	1368x6x2	3/8	1/8	9/16	5
W05053	1368x6	3/8	1/4	9/16	5
W05824	1368x6x6	3/8	3/8	11/16	5
W22063	1368x6x8	3/8	1/2	7/8	5
W17690	1368x8x4	1/2	1/4	11/16	5
W17525	1368x8	1/2	3/8	11/16	5
W17691	1368x8x8	1/2	1/2	7/8	5
W16685	1368x10x6	5/8	3/8	13/16	2
W16684	1368x10	5/8	1/2	7/8	2



FEMALE CONNECTOR

IBS No.	W'Head #	Tube O.D.	FPT	Hex	Qty
W05418	1366x6x2	3/8	1/8	9/16	5
W05827	1366x6x6	3/8	3/8	7/8	3
W15711	1366x8	1/2	3/8	7/8	3

FITTINGS



IBS, INCORPORATED

Air Brake Fittings for Copper Tubing O04

F I T T I N G S



45° MALE ELBOW

IBS No.	W'Head #	Tube O.D.	MPT	Qty
W20722	1380x6	3/8	1/4	5
W20291	1380x6x6	3/8	3/8	5
W20292	1380x8	1/2	3/8	4



UNION TEE

IBS No.	W'Head #	Tube O.D.	Qty
W05106	1364x6	3/8	3
W15712	1364x8	1/2	3



90° MALE ELBOW

IBS No.	W'Head #	Tube O.D.	MPT	Qty
W05539	1369x4	1/4	1/8	5
W24318	1369x4x4	1/4	1/4	5
W05522	1369x6x2	3/8	1/8	5
W05102	1369x6	3/8	1/4	5
W05829	1369x6x6	3/8	3/8	5
W22062	1369x6x8	3/8	1/2	5
W20475	1369x8x4	1/2	1/4	3
W15709	1369x8	1/2	3/8	3
W16310	1369x8x8	1/2	1/2	3



MALE RUN TEE

IBS No.	W'Head #	Tube O.D.	MPT	Qty
W05104	1371x6	3/8	1/4	3
W17050	1371x6x6x6	3/8	3/8	3
W15701	1371x8	1/2	3/8	3

IBS, INCORPORATED

Fuller Lines O09



Eaton-Fuller Compression Fittings

Used on Eaton-Fuller Transmission Shifters



SPLIT SLEEVE

IBS No.	Tube O.D.	Qty
660A	1/8	20
660B	5/32	20



NUT

IBS No.	Tube O.D.	Qty
661A	1/8	10
661B	5/32	10



UNION

IBS No.	Tube O.D.	Qty
662A	1/8	5
662B	5/32	5



MALE CONNECTOR

IBS No.	Tube O.D.	NPT	Qty
668A	1/8	1/8	5
668B	5/32	1/8	5
668AS	1/8	1/16	5
668BS	5/32	1/16	5



MALE ELBOW


IBS No.	Tube O.D.	NPT	Qty
669A	1/8	1/8	5
669B	5/32	1/8	5

Fuller Transmission Fittings Assortment (Z02)

IBS No. 179R • 20 Items • 95 Pcs






















Packaged in a locking steel drawer for easy storage & organization

FITTINGS



IBS, Inc.
SPECIALTY PRODUCTS FOR MAINTENANCE & REPAIR
INDUSTRIALBOLT.COM © 2009 800-678-1906

Fuller Transmission Fittings
Compression & Push-On
1/8 & 5/32
Assortment No. 179R

<p>660A 1/8 SLEEVE FULLER TRANS</p> 	<p>669A 1/8X1/8 M ELBOW FULLER TRANS</p> 	<p>668AS 1/8X1/16 M CONN FULLER TRANS</p> 	<p>1169X2X2S 1/8X1/8 90DGR M SWIV ELB POLY</p> 	<p>56822 1/8 X 1/8 M CONN POLY PUSH NP</p> 	<p>1162X2 1/8 UNION POLY PUSH NP BRASS</p> 
<p>660B 5/32 SLEEVE FULLER TRANS</p> 	<p>669B 5/32X1/8 M ELBOW FULLER TRANS</p> 	<p>668A 1/8X1/8 M CONN FULLER TRANS</p> 	<p>1169X3X2S 5/32X1/8 90DGR M SWIV ELB</p> 	<p>56832 5/32 X 1/8 M CONN POLY PUSH</p> 	<p>1162X3 5/32 UNION POLY PUSH NP BRASS</p> 
<p>661A 1/8 NUT FULLER TRANS</p> 	<p>662A 1/8 UNION FULLER TRANS</p> 	<p>668BS 5/32 X1/16 M CONN FULLER TRANS</p> 	<p>1169X3X4S 5/32X1/4 90DGR M SWIV ELB</p> 	<p>56834 5/32 X 1/4 M CONN POLY PUSH</p> 	
<p>661B 5/32 NUT FULLER TRANS</p> 	<p>662B 5/32 UNION FULLER TRANS</p> 	<p>668B 5/32X1/8 M CONN FULLER TRANS</p> 			



IBS, INCORPORATED

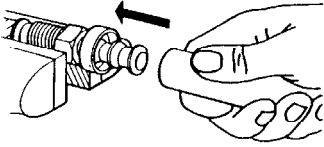
Low Pressure Push-On Fittings O10

Low-Pressure Push-On Hose Fittings

Typical Application: Low Pressure Air, Fuel, Lube, and Oil Lines.

- No clamps required.
- Parts have been tested to max 150 PSI. Easy to assemble - Simply push the fitting onto hose (Pressure determined by tube material and hardness).

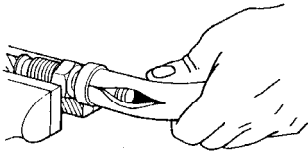
Assembly Instructions



1. Lubricate insert
2. Hold hose at angle shown and push on and up over first barb.
3. Continue to push straight on until hose is seated under protective plastic cap.

(Keep hands back from hose end area so that hose can expand.)

Disassembly Instructions



1. Split hose as shown. Do not cut completely through hose. Sealing edge of barb could be damaged.
2. Bend hose and remove with quick pull.

Note: To determine the correct length of hose, subtract the cut-off factor (H.C.O.F.) for each end fitting from the overall length of the assembly.



HOSE MENDER

IBS No.	Hose	O.A.L.	H.C.O.F.	Qty
10004B-Y04	1/4	1.87	1/2	5
10005B-Y05	5/16	1.80	7/16	5
10006B-Y06	3/8	2.00	7/16	5
10008B-Y08	1/2	2.01	1/2	5
10010B-Y10	5/8	3.03	5/8	5
10012B-Y12	3/4	3.03	5/8	5



MALE PIPE RIGID

IBS No.	Hose	MPT	O.A.L.	H.C.O.F.	Qty
10004B-102	1/4	1/8-27	1.43	11/16	5
10004B-104	1/4	1/4-18	1.66	7/8	5
10005B-102	5/16	1/8-27	1.42	11/16	5
10005B-104	5/16	1/4-18	1.66	7/8	5
10006B-102	3/8	1/8-27	1.53	11/16	5
10006B-104	3/8	1/4-18	1.69	7/8	5
10006B-106	3/8	3/8-18	1.76	7/8	5
10008B-104	1/2	1/4-18	1.76	7/8	5
10008B-106	1/2	3/8-18	1.76	15/16	5
10008B-108	1/2	1/2-14	1.97	7/8	5
10010B-108	5/8	1/2-14	2.45	1-3/16	5
10012B-112	3/4	3/4-14	2.45	1-1/4	5

** Note: To determine the correct length of hose, subtract the cut-off factor (H.C.O.F.) for each end fitting from the overall length of the assembly.*

FITTINGS

IBS, INCORPORATED

Low Pressure Push-On Fittings O10



SAE 45° FLARE MALE RIGID

IBS No.	Hose	Tube	Thread	OAL	H.C.O.F.*	Qty
10004B-304	1/4	1/4	7/16-20	1.45	13/16	5
10004B-305	1/4	5/16	1/2-20	1.59	15/16	5
10005B-305	5/16	5/16	1/2-20	1.60	15/16	5
10006B-306	3/8	3/8	5/8-18	1.83	1	5



FEMALE INVERTED RIGID

IBS No.	Hose	Tube	Thread	OAL	H.C.O.F.*	Qty
10004B-A03	1/4	3/16	3/8-24	1.12	1/2	5
10004B-A04	1/4	1/4	7/16-24	1.14	1/2	5
10004B-A05	1/4	5/16	1/2-20	1.18	9/16	5
10005B-A05	5/16	5/16	1/2-20	1.25	9/16	5
10006B-A05	3/8	5/16	1/2-20	1.32	9/16	5
10006B-A06	3/8	3/8	5/8-18	1.35	5/8	5
10008B-A08	1/2	1/2	3/4-18	1.73	3/4	5



SAE 37° (JIC) FEMALE SWIVEL

IBS No.	Hose	Tube	Thread	OAL	H.C.O.F.*	Qty
10004B-604	1/4	1/4	7/16-20	1.38	3/4	5
10006B-606	3/8	3/8	9/16-18	1.62	7/8	5
10008B-608	1/2	1/2	3/4-16	1.90	1	5
10010B-610	5/8	5/8	7/8-14	2.54	1-1/8	5



INVERTED MALE SWIVEL

IBS No.	Hose	Tube	Thread	OAL	H.C.O.F.*	Qty
10004B-B03	1/4	3/16	3/8-24	1.73	1-1/8	5
10004B-B04	1/4	1/4	7/16-24	1.77	1-1/8	5
10004B-B05	1/4	5/16	1/2-20	1.80	1-3/16	5
10005B-B04	5/16	1/4	7/16-24	1.81	1-1/8	5
10005B-B05	5/16	5/16	1/2-20	1.83	1-1/8	5
10005B-B06	5/16	3/8	5/8-18	1.63	1-1/8	5
10006B-B05	3/8	5/16	1/2-20	1.93	1-3/16	5
10006B-B06	3/8	3/8	5/8-18	1.70	1	5
10008B-B08	1/2	1/2	3/4-18	2.24	1-1/4	5



FEMALE SWIVEL

IBS No.	Hose	Tube	Thread	OAL	H.C.O.F.*	Qty
10504B-404	1/4	1/4	7/16-24	1.47	11/16	5
10506B-404	3/8	1/4	7/16-24	1.61	11/16	5
10506B-406	3/8	3/8	5/8-18	1.75	13/16	5



SAE 45° FLARE FEMALE SWIVEL

IBS No.	Hose	Tube	Thread	OAL	H.C.O.F.*	Qty
10004B-404	1/4	1/4	7/16-20	1.3	3/4	5
10004B-405	1/4	5/16	1/2-10	1.42	13/16	5
10005B-405	5/16	5/16	1/2-20	1.58	7/8	5
10006B-405	3/8	5/16	1/2-20	1.60	7/8	5
10006B-406	3/8	3/8	5/8-18	1.62	7/8	5
10008B-408	1/2	1/2	3/4-16	1.90	1	5
10010B-410	5/8	5/8	7/8-14	2.54	1-1/8	5
10012B-412	3/4	3/4	3/4-14	2.66	1-1/4	5

FITTINGS

* Note: To determine the correct length of hose, subtract the cut-off factor (H.C.O.F.) for each end fitting from the overall length of the assembly.



IBS, INCORPORATED

Assortments Z02

Small Push-On Hose Fitting Assortment





















IBS No. 111R • 20 Items - 87 Pieces

Packaged in a locking steel drawer for easy storage & organization



Small Push-On Hose Fittings

Assortment No. 111R

<p>10004B-102 1/4 X 1/8 BRASS PUSH-ON M. PIPE</p> 	<p>10004B-104 1/4 X 1/4 BRASS PUSH-ON M. PIPE</p> 	<p>10005B-102 5/16 X 1/8 PUSH-ON M. PIPE</p> 	<p>10005B-104 5/16 X 1/4 PUSH-ON M. PIPE</p> 	<p>10004B-Y04 1/4 PUSH-ON HOSE MENDER</p> 
<p>10006B-104 3/8 X 1/4 PUSH-ON M. PIPE</p> 	<p>10006B-106 3/8 X 3/8 PUSH-ON M. PIPE</p> 	<p>10004B-404 1/4 X 1/4 PUSH-ON SAE FE.</p> 	<p>10004B-405 1/4 X 5/16 PUSH-ON SAE FE.</p> 	<p>10005B-Y05 5/16 PUSH-ON HOSE MENDER</p> 
<p>10005B-405 5/16 X 5/16 PUSH-ON SAE</p> 	<p>10006B-405 3/8 X 5/16 PUSH-ON SAE</p> 	<p>10006B-406 3/8 X 3/8 PUSH-ON SAE</p> 	<p>10004B-B04 1/4 X 1/4 PUSH-ON M. INV</p> 	<p>10006B-Y06 3/8 PUSH-ON HOSE MENDER</p> 
<p>10004B-B05 1/4 X 5/16 PUSH-ON</p> 	<p>10005B-B04 5/16 X 1/4 PUSH-ON M.</p> 	<p>10005B-B05 5/16 X 5/16 PUSH-ON M. INV</p> 	<p>10006B-B05 3/8 X 5/16 PUSH-ON M.</p> 	<p>10006B-B06 3/8 X 3/8 PUSH-ON M. INV.</p> 

Large Push-On Hose Fitting Assortment













IBS No. 112R • 13 Items - 51 Pieces

Packaged in a locking steel drawer for easy storage & organization



Large Push-On Hose Fittings

Assortment No. 112R

<p>10008B-106 1/2 X 3/8 PUSH-ON M. PIPE</p> 	<p>10008B-108 1/2 X 1/2 PUSH-ON M. PIPE</p> 	<p>10008B-Y08 1/2 PUSH-ON HOSE MENDER</p> 
<p>10010B-108 5/8 X 1/2 PUSH-ON M. PIPE</p> 	<p>10012B-112 3/4 X 3/4 PUSH-ON M. PIPE RIGID</p> 	<p>10010B-Y10 5/8 PUSH-ON HOSE MENDER</p> 
<p>10008B-408 1/2 X 1/2 PUSH-ON SAE FE. SWIV</p> 	<p>10010B-410 5/8 X 5/8 PUSH-ON SAE FE.</p> 	<p>10012B-Y12 3/4 PUSH-ON HOSE MENDER</p> 
<p>10012B-412 PUSH-ON SAE FEMALE SWIVEL</p> 	<p>10008B-B08 1/2 X 1/2 PUSH-ON M. INV</p> 	<p>10006B-606 3/8 X 3/8 PUSH-ON JIC FE.</p> 

FITTINGS

IBS, INCORPORATED

Low Pressure Push-On Fittings O10



Long Barbed Hose Ends

Specifications

- **Hose End Series:** 105 "B" Series
- **Typical Application:** Low pressure shop or service lines.
- **Pressure:** Determined by maximum working pressure for hose size.
- **Material:** CA360 Brass.
- **Advantages:** Easy to assemble — Just push the fitting onto the hose and clamp. Low cost and a good selection of sizes.

Male Pipe



IBS No.	Hose	MPT	A	Hex	Pkg Qty
10502B-102	1/8	1/8	1.00	7/16	5
10503B-102	3/16	1/8	1.16	7/16	5
10503B-104	3/16	1/4	1.43	9/16	5
10504B-102	1/4	1/8	1.54	7/16	5
10504B-104	1/4	1/4	1.61	9/16	5
10504B-106	1/4	3/8	1.72	11/16	5
10505B-102	5/16	1/8	1.60	7/16	5
10505B-104	5/16	1/4	1.77	9/16	5
10506B-102	3/8	1/8	1.53	7/16	5
10506B-104	3/8	1/4	1.70	9/16	5
10506B-106	3/8	3/8	1.72	11/16	5
10506B-108	3/8	1/2	1.95	7/8	1
10508B-104	1/2	1/4	1.71	9/16	1
10508B-106	1/2	3/8	1.72	11/16	1
10508B-108	1/2	1/2	1.94	7/8	1
10508B-112	1/2	3/4	1.95	1-1/8	1
10510B-106	5/8	3/8	1.72	3/4	1
10510B-108	5/8	1/2	1.95	7/8	1
10510B-112	5/8	3/4	1.91	1-1/8	1
10512B-108	3/4	1/2	1.86	7/8	1
10512B-112	3/4	3/4	1.92	1-1/8	1

Assembly Instructions

1. Slide clamp over hose.
2. Insert barbed end of fitting into hose.
3. Locate clamp in middle of insert and tighten.
CAUTION: Hose can be damaged if over-tightened. Refer to important safety information found on the previous page of this catalog.

Female Pipe



IBS No.	Hose	FPT	A	Hex	Pkg Qty
10502B-202	1/8	1/8	.97	9/16	5
10503B-202	3/16	1/8	1.19	9/16	5
10504B-202	1/4	1/8	1.47	9/16	5
10504B-204	1/4	1/4	1.58	11/16	5
10505B-202	5/16	1/8	1.47	9/16	5
10505B-204	5/16	1/4	1.58	11/16	5
10506B-202	3/8	1/8	1.47	9/16	5
10506B-204	3/8	1/4	1.58	11/16	5
10506B-206	3/8	3/8	1.64	13/16	5
10508B-204	1/2	1/4	1.58	11/16	1
10508B-206	1/2	3/8	1.64	13/16	1
10508B-208	1/2	1/2	1.86	1	1

Union



IBS No.	Hose	Pkg Qty
10403B-103	3/16	5
10404B-104	1/4	5
10405B-105	5/16	5
10406B-106	3/8	5
10406B-104	3/8 X 1/4	5
10406B-105	3/8 X 5/16	5
10408B-108	1/2	1
10410B-110	5/8	1
10412B-112	3/4	1

FITTINGS



IBS, INCORPORATED

Assortments Z02

Push-On Hose Fitting Assortments

IBS No. 218R • 19 Items - 78 Pieces

Packaged in a locking steel drawer for easy storage & organization



Long-Barb Push-On Fittings

1/8", 3/16", 1/4", 5/16"

Assortment No. 218R

<p>10403B-103 3/16 LONG BARB UNION</p> 	<p>10404B-104 1/4 LONG BARB UNION</p> 	<p>10405B-105 5/16 LONG BARB UNION</p> 	<p>10406B-104 3/8 X 1/4 LONG BARB UNION</p> 	<p>10406B-105 3/8 X 5/16 LONG BARB UNION</p> 
<p>10502B-102 1/8 X 1/8 M. LONG BARB H. END</p> 	<p>10503B-102 3/16 X 1/8 M. LONG BARB H. END</p> 	<p>10503B-104 3/16 X 1/4 M. LONG BARB H. END</p> 	<p>10504B-102 1/4 X 1/8 M. LONG BARB H. END</p> 	<p>10504B-104 1/4 X 1/4 M LONG BARB HOSE END</p> 
<p>10504B-106 1/4 X 3/8 M. LONG BARB H. END</p> 	<p>10505B-102 5/16 X 1/8 M. LONG BARB H. END</p> 	<p>10505B-104 5/16 X 1/4 M. LONG BARB H. END</p> 	<p>10502B-202 1/8 X 1/8 F. LONG BARB H. END</p> 	<p>10503B-202 3/16 X 1/8 F. LONG BARB H. END</p> 
<p>10504B-202 1/4 X 1/8 F. LONG BARB H. END</p> 	<p>10504B-204 1/4 X 1/4 F. LONG BARB H. END</p> 	<p>10505B-202 5/16 X 1/8 F. LONG BARB H. END</p> 	<p>10505B-204 5/16 X 1/4 F. LONG BARB H. END</p> 	



Push-On Hose Fitting Assortments

IBS No. 219R • 16 Items - 56 Pieces

Packaged in a locking steel drawer for easy storage & organization



Long-Barb Push-On Fittings

3/8", 1/2, 3/4"

Assortment No. 219R

<p>10406B-106 3/8 LONG BARB UNION</p> 	<p>10408B-108 1/2 LONG BARB UNION</p> 	<p>10410B-110 5/8 LONG BARB UNION</p> 	<p>10412B-112 3/4 LONG BARB UNION</p> 
<p>10506B-104 3/8 X 1/4 M. LONG BARB H. END</p> 	<p>10506B-106 3/8 X 3/8 M. LONG BARB H. END</p> 	<p>10508B-106 1/2 X 3/8 M. LONG BARB H. END</p> 	<p>10508B-108 1/2 X 1/2 M. LONG BARB H. END</p> 
<p>10510B-108 5/8 X 1/2 M. LONG BARB H. END</p> 	<p>10512B-108 3/4 X 1/2 M LONG BARB HOSE</p> 	<p>10512B-112 3/4 X 3/4 M. LONG BARB H. END</p> 	<p>10506B-204 3/8 X 1/4 F. LONG BARB H. END</p> 
<p>10506B-206 3/8 X 3/8 F. LONG BARB H. END</p> 	<p>10508B-204 1/2 X 1/4 F. LONG BARB H. END</p> 	<p>10508B-206 1/2 X 3/8 F. LONG BARB H. END</p> 	<p>10508B-208 1/2 X 1/2 F. LONG BARB H. END</p> 



FITTINGS

IBS, INCORPORATED

Poly-Push Fittings O12



Poly-Matic® Nickel Plated Brass Fittings Push-to-Connect — The Grip That Won't Quit!



Poly-Matic Fittings are known to have the best retention capability of any Push-to-Connect Fitting on the market. The nickel plated brass bodies, high impact acetal release collars and brass spring locking teeth provide assurance for long life as well as an attractive appearance that has set a new industry standard.

FEATURES & BENEFITS

- Designed for use with **Polyethylene, Nylon or 95A Durometer Polyurethane** tubing.
- **Quick & easy connection** — wide release collar allows fast and trouble-free tubing removal.
- **Fully reusable** — can be used many times over (no replacement ferrules or inserts are needed).
- Automatically **locks and seals** to maximum working pressure.
- **Does not limit tubing flow** because no part of the fitting goes inside the tubing.
- Male pipe threads supplied with factory applied sealant.
- **Positive grip action locking teeth** are not affected by vibration (with or without pressure).
- Completely **silicone free** construction.
- **Compact design** allows fittings to be closely mounted.
- **Installation is easy — no tools are required.** To connect, simply push the tubing into the fitting until it bottoms. To disconnect, all you have to do is push the collar down, and pull the tubing out.

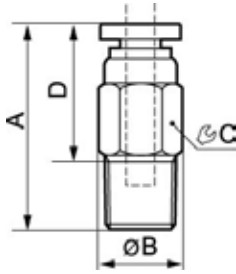
F
I
T
T
I
N
G
S



IBS, INCORPORATED

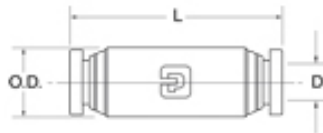
Poly-Push Fittings O12

Poly-Matic Nickel Plated Brass Fittings — Fractional Male Connectors



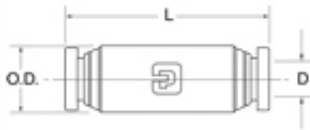
IBS No.	Tube Size	MNPT Thread	A	B	C	D	E	Qty
56822	1/8	1/8	.827	.315	7/16	.63	.394	5
56824	1/8	1/4	.827	.315	7/16	.63	.394	5
56832	5/32	1/8	.846	.315	7/16	.63	.394	5
56834	5/32	1/4	.846	.433	9/16	.63	.394	5
56842	1/4	1/8	.945	.315	1/2	.669	.504	5
56844	1/4	1/4	.925	.433	9/16	.669	.504	5
56846	1/4	3/8	.965	.472	11/16	.669	.504	5
56852	5/16	1/8	1.063	.315	9/16	.709	.543	5
56854	5/16	1/4	1.043	.433	9/16	.709	.543	5
56856	5/16	3/8	.984	.472	11/16	.709	.543	5
56862	3/8	1/8	1.146	.315	11/16	.76	.661	5
56864	3/8	1/4	1.224	.433	11/16	.76	.661	5
56866	3/8	3/8	1.087	.472	11/16	.76	.661	5
56868	3/8	1/2	1.126	.591	7/8	.76	.661	5
56884	1/2	1/4	1.299	.433	7/8	.787	.807	5
56886	1/2	3/8	1.22	.472	7/8	.787	.807	5
56888	1/2	1/2	1.161	.591	7/8	.787	.807	5

Unions



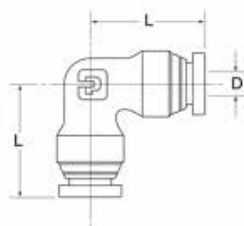
IBS No.	Tube Size (D)	OD	L	D Flow Dia.	Qty
1162X2	1/8	.250	1.15	.094	5
1162X3	5/32	.375	.141	.125	5
1162X4	1/4	.500	.143	.188	5
1162X5	5/16	.562	.165	.250	5
1162X6	3/8	.625	.166	.312	5
1162X8	1/2	.750	.182	.375	5

Union Reducers



IBS No.	Tube OD LG	Tube OD SM	L	D Flow Dia.	Qty
1162X4X2	1/4	1/8	1.43	.094	5
1162X6X4	3/8	1/4	1.66	.188	5
1162X8X6	1/2	3/8	1.82	.312	5

Union Elbows

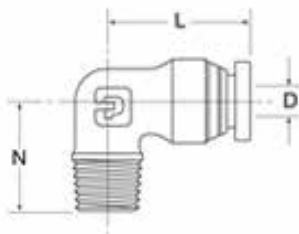


IBS No.	Tube Size	L	D Flow Dia.	Qty
1165X3	5/32	.77	.125	5
1165X4	1/4	.85	.188	5
1165X5	5/16	.97	.250	5
1165X6	3/8	1.01	.312	5
1165X8	1/2	1.15	.375	5

FITTINGS

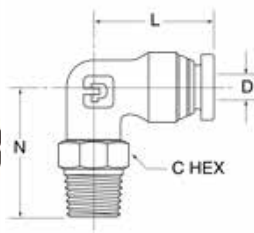
Poly-Matic Nickel Plated Brass Fittings — Fractional

Male 90° Elbows



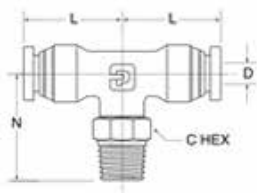
IBS No.	Tube Size	NPTF	L	N	Qty
1169X2X2	1/8	1/8	.74	.67	5
1169X3X2	5/32	1/8	.77	.67	5
1169X3X4	5/32	1/4	.77	.67	5
1169X4X2	1/4	1/8	.85	.67	5
1169X4X4	1/4	1/4	.85	.87	5
1169X6X4	3/8	1/4	1.01	.94	5
1169X6X6	3/8	3/8	1.01	1.01	5
1169X8X6	1/2	3/8	1.15	1.00	5

360° Male Swivel Elbows



IBS No.	Tube Size	NPTF	C (Hex)	L	N	D Flow Dia.	Qty
1169X2X2S	1/8	1/8	7/16	.74	.92	.094	5
1169X3X2S	5/32	1/8	7/16	.77	.92	.125	5
1169X3X4S	5/32	1/4	9/16	.77	1.10	.125	5
1169X4X2S	1/4	1/8	7/16	.85	.92	.188	5
1169X4X4S	1/4	1/4	9/16	.85	1.10	.188	5
1169X4X6S	1/4	3/8	11/16	.85	1.19	.188	5
1169X5X2S	5/16	1/8	9/16	.97	1.02	.250	5
1169X5X4S	5/16	1/4	9/16	.97	1.24	.250	5
1169X6X2S	3/8	1/8	9/16	1.01	1.02	.312	5
1169X6X4S	3/8	1/4	9/16	1.01	1.24	.312	5
1169X6X6S	3/8	3/8	11/16	1.01	1.24	.312	5
1169X8X6S	1/2	3/8	11/16	1.15	1.31	.375	5
1169X8X8S	1/2	1/2	7/8	1.15	1.52	.375	5

Male Swivel Branch Tees



IBS No.	Tube Size	NPTF	C (Hex)	L	N	D Flow Dia.	Qty
1172X2X2	1/8	1/8	7/16	.74	.92	.094	5
1172X3X2	5/32	1/8	7/16	.77	.92	.125	5
1172X4X2	1/4	1/8	7/16	.85	.92	.188	5
1172X4X4	1/4	1/4	9/16	.85	1.10	.188	5
1172X5X4	5/16	1/4	9/16	.97	1.24	.250	5
1172X6X4	3/8	1/4	9/16	1.01	1.24	.250	5
1172X6X6	3/8	3/8	11/16	1.01	1.24	.250	5
1172X8X6	1/2	3/8	11/16	1.15	1.31	.375	5
1172X8X8	1/2	1/2	7/8	1.15	1.52	.375	5

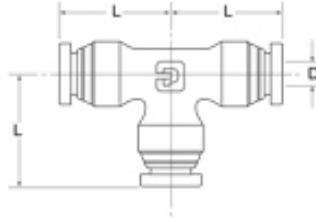
FITTINGS



IBS, INCORPORATED

Poly-Push Fittings O12

Push-Lock Nickel Plated Brass Fittings — Fractional Union Tees



IBS No.	Tube Size	L	D Flow Dia.	Qty
1164X2	1/8	.74	.094	5
1164X3	5/32	.77	.125	5
1164X4	1/4	.85	.188	5
1164X5	5/16	.97	.250	5
1164X6	3/8	1.01	.250	5
1164X8	1/2	1.15	.375	5

FITTINGS

Push-Lock Nickel Plated Brass Fittings Assortment (Z02)

IBS No. 197R • 18 Items 42 Pieces

Packaged in a locking steel drawer for easy storage & organization.

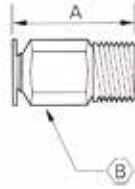
Poly-Matic Nickel Plated Brass Fittings

Assortment No. 197R

<p>56822 1/8 X 1/8 COMPOSITE M CONN</p>	<p>56842 1/4 X 1/8 COMPOSITE M CONN</p>	<p>56844 1/4 X 1/4 COMPOSITE M CONN</p>	<p>56862 3/8 X 1/8 COMPOSITE M CONN</p>	<p>56864 3/8 X 1/4 COMPOSITE M CONN</p>
<p>56866 3/8 X 3/8 COMPOSITE M CONN</p>	<p>56886 1/2 X 3/8 COMPOSITE M CONN</p>	<p>1169X2X2S 1/8X1/8 90DGR M SWIV ELB POLY</p>	<p>1169X4X2S 1/4X1/8 90DGR M SWIV ELB POLY</p>	<p>1169X4X4S 1/4X1/4 90DGR M SWIV ELB POLY</p>
<p>1169X6X2S 3/8 X 1/8 90DGR M SWIV POLY</p>	<p>1169X6X4S 3/8X1/4 90DGR M SWIV ELB POLY</p>	<p>1169X6X6S 3/8X3/8 90DGR M SWIV ELB POLY</p>	<p>1169X8X6S 1/2X3/8 90DGR M SWIV ELB POLY</p>	
<p>1162X2 1/8 UNION POLY PUSH NP BRASS</p>	<p>1162X4 1/4 UNION POLY PUSH NP BRASS</p>	<p>1162X6 3/8 UNION POLY PUSH NP BRASS</p>	<p>1162X8 1/2 UNION POLY PUSH NP BRASS</p>	

Push-Lock Nickel Plated Brass Fittings — Metric

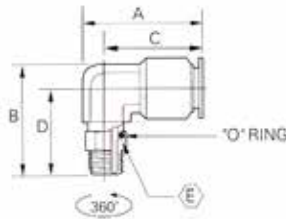
Male Connectors



IBS No.	Tube OD	BSPT	A in	A mm	B in	Qty
201213	M6	R1/4	0.90	22.7	9/16	10
201217	M8	R1/8	1.35	34.4	9/16	10
201219	M8	R3/8	1.10	28.1	11/16	10
201224	M10	R3/8	1.43	36.4	11/16	10
201225	M10	R1/2	1.09	27.7	7/8	10

While Supplies Last

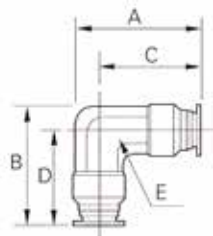
360° Swivel Elbows



IBS No.	Tube OD	BSPT	A in	B in	C in	D in	E in	Qty
202203	M4	R1/4	1.16	1.16	0.94	0.94	9/16	10
202224	M10	R3/8	1.67	1.67	1.31	1.26	11/16	5

While Supplies Last

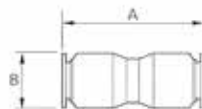
Union Elbows



IBS No.	Tube OD mm	A in	B in	C in	D in	E in	Qty
204250	M4	1.14	1.14	0.92	0.92	23/64	10
204263	M6	1.25	1.25	0.98	0.98	23/64	10
204268	M8	1.29	1.29	1.00	1.00	1/2	5
204272	M10	1.65	1.65	1.31	1.31	1/2	5

While Supplies Last

Straight Unions



IBS No.	Tube OD mm	A in	A mm	B in	B mm	Qty
209250	M4	1.70	43.1	3/8	9.5	10
209268	M8	1.76	44.7	9/16	14.3	5

While Supplies Last



IBS, INCORPORATED

Poly-Push Fittings O12

Push-Lock Nickel Plated Brass Fittings — Metric

Union Tees




While Supplies Last

IBS No.	Tube OD mm	A in	B in	C in	D in	E in	Qty
205268	M8	2.00	1.34	1.00	1.00	1/2	5

Poly-Matic Nickel Plated Brass Fittings — Metric

Union Tees



While Supplies Last

IBS No.	Tube OD mm	BSPT	A in	B in	C in	D in	E in	Qty
207212	M6	R1/8	1.96	1.18	0.98	0.94	7/16	10
207213	M6	R1/4	1.96	1.23	0.98	0.99	9/16	5
202217	M8	R1/8	2.00	1.38	1.00	1.04	7/16	5
207218	M8	R1/4	2.00	1.48	1.00	1.14	9/16	5
207223	M10	R1/4	2.61	1.48	1.31	1.14	9/16	5
207224	M10	R3/8	2.61	1.60	1.31	1.26	11/16	5
207229	M12	R3/8	3.08	1.69	1.54	1.27	11/16	5

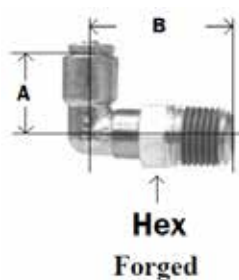
F
I
T
T
I
N
G
S

Push-Lock Brass Fittings — D.O.T. Male Connectors



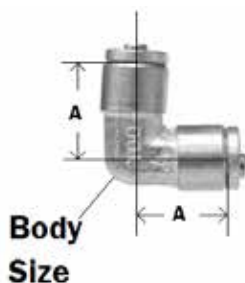
IBS No.	Tube OD	Pipe Thread	A	Hex	Qty
86832	5/32	1/8	0.79	0.43	5
86842	1/4	1/8	0.96	0.44	5
86844	1/4	1/4	0.88	0.56	5
86846	1/4	3/8	1.20	0.68	5
86862	3/8	1/8	1.16	0.68	5
86864	3/8	1/4	1.19	0.68	5
86866	3/8	3/8	1.00	0.68	5
86868	3/8	1/2	1.10	0.87	5
86884	1/2	1/4	1.68	0.87	5
86886	1/2	3/8	1.64	0.87	5
86888	1/2	1/2	1.72	0.87	5
86890	5/8	3/8	1.87	1.06	1
86892	5/8	1/2	2.12	1.06	1

360° Male Swivel Elbows



IBS No.	Tube OD	Pipe Thread	A	B	Hex	Qty
87932	5/32	1/8	0.79	0.88	0.44	5
87942	1/4	1/8	0.98	0.91	0.43	5
87944	1/4	1/4	1.02	0.88	0.56	5
87946	1/4	3/8	1.02	1.13	0.68	5
87962	3/8	1/8	1.21	1.05	0.43	5
87964	3/8	1/4	1.15	1.05	0.56	5
87966	3/8	3/8	1.10	1.23	0.59	5
87968	3/8	1/2	1.07	1.52	0.87	5
87984	1/2	1/4	1.27	1.27	0.87	5
87986	1/2	3/8	1.27	1.42	0.87	5
87988	1/2	1/2	1.27	1.62	0.87	5
87990	5/8	3/8	1.54	1.41	0.68	1
87992	5/8	1/2	1.54	1.71	0.87	1

90° Union Elbows




IBS No.	Tube OD	A	Qty
86544	1/4	1.05	5
86566	3/8	1.10	5
86588	1/2	1.26	5



IBS, INCORPORATED

Poly-Push Fittings O12

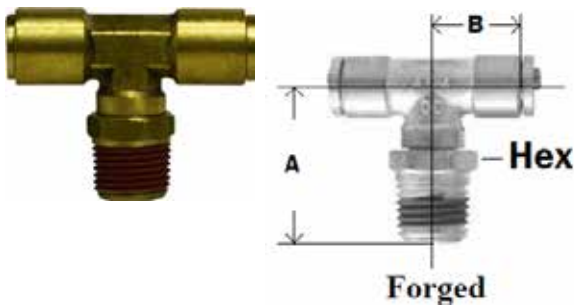
Push-Lock Brass Fittings — D.O.T. Male 45° Swivel Elbows



IBS No.	Tube OD	NPTF Male	A	B	Hex	Qty
88042	1/4	1/8	0.99	0.98	0.43	5
88044	1/4	1/4	0.77	0.94	0.56	5
88064	3/8	1/4	1.07	1.13	0.56	5
88066	3/8	3/8	1.08	1.23	0.68	5
88084	1/2	1/4	1.22	1.12	0.56	5
88086	1/2	3/8	1.20	1.31	0.68	5
88088	1/2	1/2	1.20	1.61	0.88	5
88108	5/8	1/2	1.39	1.68	0.87	5

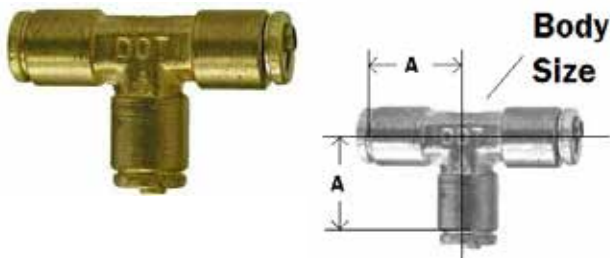
FITTINGS

Male Swivel Branch Tees




IBS No.	Tube Size	NPT	A	B	Hex	Qty
87242	1/4	1/8	0.91	0.83	0.43	5
87244	1/4	1/4	1.04	1.01	0.56	5
87264	3/8	1/4	1.10	1.10	0.56	5
87266	3/8	3/8	1.25	1.06	0.68	5
87284	1/2	1/4	1.34	1.28	0.87	5
87286	1/2	3/8	1.36	1.31	0.68	5
87288	1/2	1/2	1.26	1.61	0.87	5

Union Tees




IBS No.	Tube OD	A	Body Size	Qty
86444	1/4	1.01	0.37	5
86466	3/8	1.07	0.50	5
86488	1/2	1.26	0.62	5
86490	5/8	1.32	0.69	1

Unions



IBS No.	Tube OD	A	B	Qty
86233	5/32	1.18	0.39	5
86244	1/4	1.22	0.47	5
86266	3/8	1.77	0.67	5
86288	1/2	2.01	0.81	5
86290	5/8	2.42	1.00	1

Bulkhead Unions



IBS No.	Tube OD	A	Hex	Qty
88244	1/4	1.90	0.68	5
88266	3/8	1.55	1.06	5
88288	1/2	1.82	1.18	5
88290	5/8	2.42	1.25	1

IBS, INCORPORATED

Assortments Z02



Push-Lock DOT Air Brake Fittings

IBS No. 180R • 12 Items 36 Pieces

Packaged in a locking steel drawer for easy storage & organization.

IBS, Inc. <small>SPECIALTY PRODUCTS FOR MAINTENANCE & REPAIR INDUSTRIALBOLT.COM © © © 800-678-1906</small>		Push Lock DOT Air Brake Fittings 1/4" & 3/8"	
Assortment No. 180R			
86842 1/4 X 1/8 POLY-MATIC DOT MALE 	87942 1/4 X 1/8 POLY-MATIC DOT M 	86244 1/4 POLY-MATIC DOT UNION 	
86844 1/4 X 1/4 POLY-MATIC DOT MALE 	87944 1/4 X 1/4 POLY-MATIC M SWIVEL 	86266 3/8 POLY-MATIC DOT UNION 	
86864 3/8 X 1/4 POLY-MATIC DOT MALE 	87964 3/8 X 1/4 POLY-MATIC DOT M 	88244 1/4 POLY-MATIC DOT BULK HEAD 	
86866 3/8 X 3/8 POLY-MATIC DOT MALE 	87966 3/8 X 3/8 POLY-MATIC DOT M 	88266 3/8 POLY-MATIC DOT BULK HEAD 	

Push-Lock DOT Air Brake Fittings

IBS No. 181R • 18 Items 45 Pieces

Packaged in a locking steel drawer for easy storage & organization.

IBS, Inc. <small>SPECIALTY PRODUCTS FOR MAINTENANCE & REPAIR INDUSTRIALBOLT.COM © © © 800-678-1906</small>		Push Lock DOT Air Brake Fittings 1/4", 3/8" and 1/2"	
Assortment No. 181R			
87944 1/4 X 1/4 POLY-MATIC M SWIVEL ELBOW 	87966 3/8 X 3/8 POLY-MATIC DOT M SWIVEL ELBOW 	87988 1/2 X 1/2 POLY-MATIC DOT M SWIVEL ELBOW 	
87942 1/4 X 1/8 POLY-MATIC DOT M SWIVEL ELBOW 	87964 3/8 X 1/4 POLY-MATIC DOT M SWIVEL ELBOW 	87986 1/2 X 3/8 POLY-MATIC DOT M SWIVEL ELBOW 	
86844 1/4 X 1/4 POLY-MATIC DOT MALE CONNECTOR 	86866 3/8 X 3/8 POLY-MATIC DOT MALE CONNECTOR 	86888 1/2 X 1/2 POLY-MATIC DOT MALE CONNECTOR 	
86842 1/4 X 1/8 POLY-MATIC DOT MALE CONNECTOR 	86864 3/8 X 1/4 POLY-MATIC DOT MALE CONNECTOR 	86886 1/2 X 3/8 POLY-MATIC DOT MALE CONNECTOR 	
88244 1/4 POLY-MATIC DOT BULK HEAD UNION 	88266 3/8 POLY-MATIC DOT BULK HEAD UNION 	88288 1/2 POLY-MATIC DOT BULK HEAD UNION 	
86244 1/4 POLY-MATIC DOT UNION 	86266 3/8 POLY-MATIC DOT UNION 	86288 1/2 POLY-MATIC DOT UNION 	

FITTINGS



IBS, INCORPORATED

Assortments Z02

Poly-Matic® DOT Air Brake Fittings



















IBS No. 334R • 17 Items 33 Pieces

Packaged in a locking steel drawer for easy storage & organization.



Push Lock DOT Fittings
5/32", 1/4" & 3/8"

Assortment No. 334R

86233 5/32 POLY-MATIC DOT UNION 	86244 1/4 POLY-MATIC DOT UNION 	86266 3/8 POLY-MATIC DOT UNION 	86444 1/4 POLY-MATIC DOT UNION TEE 	86466 3/8 POLY-MATIC DOT UNION TEE 
86842 1/4 X 1/8 POLY-MATIC DOT MALE 	86844 1/4 X 1/4 POLY-MATIC DOT MALE 	86864 3/8 X 1/4 POLY-MATIC DOT MALE 	86866 3/8 X 3/8 POLY-MATIC DOT MALE 	
87242 1/4X1/8 POLY-MATIC DOT M SWIV 	87244 1/4 X 1/4 POLY-MATIC DOT M SWIV 	87264 3/8X1/4 POLY-MATIC DOT M SWIV 	87266 3/8X3/8 POLY-MATIC DOT M SWIV 	
87942 1/4 X 1/8 POLY-MATIC DOT M SWIVEL 	87944 1/4 X 1/4 POLY-MATIC M SWIVEL 	87964 3/8 X 1/4 POLY-MATIC DOT M SWIVEL 	87966 3/8 X 3/8 POLY-MATIC DOT M SWIVEL 	

Poly-Matic® DOT Air Brake Fittings


















IBS No. 335R • 16 Items 21 Pieces

Packaged in a locking steel drawer for easy storage & organization.



Push Lock DOT Fittings
3/8" & 1/2"

Assortment No. 335R

86266 3/8 POLY-MATIC DOT UNION 	86288 1/2 POLY-MATIC DOT UNIONS 		86466 3/8 POLY-MATIC DOT UNION TEE 	86488 1/2 POLY-MATIC DOT UNION TEE 
86866 3/8 X 3/8 POLY-MATIC DOT MALE 	86884 1/2 X 1/4 POLY-MATIC DOT MALE 	86886 1/2 X 3/8 POLY-MATIC DOT MALE 	86888 1/2 X 1/2 POLY-MATIC DOT MALE 	
87266 3/8X3/8 POLY-MATIC DOT M SWIV 	87284 1/2X1/4 POLY-MATIC DOT M SWIV 	87286 1/2X3/8 POLY-MATIC DOT M SWIV 	87288 1/2X1/2 POLY-MATIC DOT M SWIV 	
87966 3/8 X 3/8 POLY-MATIC DOT M SWIVEL 	87984 1/2 X 1/4 POLY-MATIC DOT M SWIVEL 	87986 1/2 X 3/8 POLY-MATIC DOT M SWIVEL 	87988 1/2 X 1/2 POLY-MATIC DOT M SWIVEL 	

FITTINGS

IBS, INCORPORATED

Composite DOT Push Connect Fittings O12



Composite Body DOT Air Brake Fittings One Touch Connection for Easy Installation

- Composite DOT fittings **do not rust or corrode**.
- **One touch connection** reduces installation time and cost.
- **Rugged ultraviolet and vibration resistant** composite body for secure connections and longer lasting life.
- **Lightweight but durable construction** improves fuel efficiency and payload potential.
- **Reusable — connect and disconnect** fittings several times.
- **Designed only for use in applications where air is utilized as an operating fluid.**



SPECIFICATIONS FOR FMVSS (D.O.T) AND SAE COMPLIANT FITTINGS

Operating Fluid		AIR					
Max Operating Pressure		145psi (1.0MPa)					
Proof Pressure	Size	5/32"	1/4"	3/8"	1/2"	5/8"	3/4"
	at 75°F (24°C)	1200 psi	1200 psi	1400 psi	950 psi	900 psi	800 psi
	at 200°F (93°C)	450psi (3.1MPa)					
Recommended Fluid & Ambient Temperature		-40°F to 140°F (-40°C to 60°C)					
Leak Rate at -40°F (-40°C)		7 Ncm ³ / min. or less					
Thread	Thread Portion	ANSI / ASME B1.20.1, 1983 R1992					
	Nut	JIS B 0208 (Unified Fine Thread) ISO 263					
Thread Sealant		Fluorine / Acrylic					
Applicable Standards		D.O.T. FMVSS 49 CFR 571.106, SAE J2494-3					
Applicable Tubing		Tubing conforming to both SAE J844 and D.O.T. FMVSS 49 CFR 571.106 Material: Nylon 12					
Tube O.D.		5/32", 1/4", 3/8", 1/2", 5/8", 3/4"					

FITTINGS



STRAIGHT UNION

IBS No.	Tube OD inch	Qty
86071	5/32	1
86072	1/4	1
86073	3/8	1
86074	1/2	1
86075	5/8	1



UNION TEE

IBS No.	Tube OD inch	Qty
86081	1/4	1
86082	3/8	1
86083	1/2	1
86084	5/8	1



UNION 90° ELBOW

IBS No.	Tube OD inch	Qty
86077	1/4	1
86078	3/8	1
86079	1/2	1



IBS, INCORPORATED

Composite DOT Push Connect Fittings O12

FITTINGS



MALE CONNECTOR

IBS No.	Tube OD inch	NPT Thread	Qty
86001	5/32	1/8-27	1
86003	1/4	1/8-27	1
86004	1/4	1/4-18	1
86005	1/4	3/8-18	1
86006	3/8	1/8-27	1
86007	3/8	1/4-18	1
86008	3/8	3/8-18	1
86009	3/8	1/2-14	1
86010	1/2	1/4-18	1
86011	1/2	3/8-18	1
86012	1/2	1/2-14	1
86013	5/8	3/8-18	1
86014	5/8	1/2-14	1



FEMALE CONNECTOR

IBS No.	Tube OD inch	NPT Thread	Qty
86058	5/32	1/8-27	1
86059	5/32	1/4-18	1
86060	1/4	1/8-27	1
86061	1/4	1/4-18	1
86062	1/4	3/8-18	1
86063	3/8	1/8-27	1
86064	3/8	1/4-18	1
86065	3/8	3/8-18	1
86066	3/8	1/2-14	1
86067	1/2	1/8-27	1
86068	1/2	1/4-18	1
86069	1/2	3/8-18	1
86070	1/2	1/2-14	1



BULKHEAD UNION

IBS No.	Tube OD inch	UNF Thread	Qty
86086	1/4	9/16-18	1
86087	3/8	7/8-14	1
86088	1/2	1-12	1
86089	5/8	1-1/8-12	1



90° MALE ELBOW

IBS No.	Tube OD inch	NPT Thread	Qty
86016	5/32	1/8-27	1
86017	1/4	1/8-27	1
86018	1/4	1/4-18	1
86019	1/4	3/8-18	1
86020	3/8	1/8-27	1
86021	3/8	1/4-18	1
86022	3/8	3/8-18	1
86023	3/8	1/2-14	1
86024	1/2	1/4-18	1
86025	1/2	3/8-18	1
86026	1/2	1/2-14	1
86027	5/8	3/8-18	1
86028	5/8	1/2-14	1



45° MALE ELBOW

IBS No.	Tube OD inch	NPT Thread	Qty
86031	1/4	1/8-27	1
86032	1/4	1/4-18	1
86034	3/8	1/4-18	1
86035	3/8	3/8-18	1
86038	1/2	1/4-18	1
86039	1/2	3/8-18	1
86040	1/2	1/2-14	1
86041	5/8	3/8-18	1
86042	5/8	1/2-14	1



MALE BRANCH TEE

IBS No.	Tube OD inch	NPT Thread	Qty
86047	1/4	1/8-27	1
86048	1/4	1/4-18	1
86049	1/4	3/8-18	1
86050	3/8	1/4-18	1
86051	3/8	3/8-18	1
86053	1/2	1/4-18	1
86054	1/2	3/8-18	1
86055	1/2	1/2-14	1


IBS, INCORPORATED

Composite DOT Push Connect Fittings O12

Composite Body DOT Air Brake Fittings

IBS No. 829R • 18 Items • 30 Pcs
























IBS, Inc.
SPECIALTY PRODUCTS FOR MAINTENANCE & REPAIR
INDUSTRIALBOLT.COM © © © 800-678-1906

Composite DOT Push Connect Fittings - 1/4", 3/8" and 1/2"

Assortment No. 829R

<p>86018 1/4 X 1/4 COMPOSITE DOT 90DGR MALE ELBOW PUSH CONNECT</p> 	<p>86022 3/8 X 3/8 COMPOSITE DOT 90DGR MALE ELBOW PUSH CONNECT</p> 	<p>86026 1/2 X 1/2 COMPOSITE DOT 90DGR MALE ELBOW PUSH CONNECT</p> 
<p>86017 1/4 X 1/8 COMPOSITE DOT 90DGR MALE ELBOW PUSH CONNECT</p> 	<p>86021 3/8 X 1/4 COMPOSITE DOT 90DGR MALE ELBOW PUSH CONNECT</p> 	<p>86025 1/2 X 3/8 COMPOSITE DOT 90DGR MALE ELBOW PUSH CONNECT</p> 
<p>86004 1/4 X 1/4 COMPOSITE DOT MALE PUSH CONNECT</p> 	<p>86008 3/8 X 3/8 COMPOSITE DOT MALE PUSH CONNECT</p> 	<p>86012 1/2 X 1/2 COMPOSITE DOT MALE PUSH CONNECT</p> 
<p>86003 1/4 X 1/8 COMPOSITE DOT MALE PUSH CONNECT</p> 	<p>86007 3/8 X 1/4 COMPOSITE DOT MALE PUSH CONNECT</p> 	<p>86011 1/2 X 3/8 COMPOSITE DOT MALE PUSH CONNECT</p> 
<p>86086 1/4 X 9/16-18 COMPOSITE DOT BULKHEAD UNION PUSH CONNECT</p> 	<p>86087 3/8 X 7/8-14 COMPOSITE DOT BULKHEAD UNION PUSH CONNECT</p> 	<p>86088 1/2 X 1-12 COMPOSITE DOT BULKHEAD UNION PUSH CONNECT</p> 
<p>86072 1/4 COMPOSITE DOT UNION PUSH CONNECT</p> 	<p>86073 3/8 COMPOSITE DOT UNION PUSH CONNECT</p> 	<p>86074 1/2 COMPOSITE DOT UNION PUSH CONNECT</p> 



FITTINGS



IBS, INCORPORATED

Poly-Push Composite Fittings O12

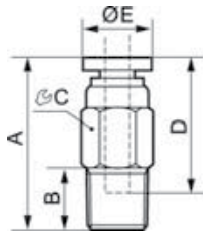
Poly-Push Composite Fittings — Fractional



FEATURES & BENEFITS

- Made from lightweight, rugged polymer, Poly-Push Nickel Composite push-in fittings provide both high performance and easy installation.
- **Fully reusable** — can be used many times over (no replacement ferrules or inserts are needed).
- Automatically **locks and seals** to maximum working pressure.
- **Does not limit tubing flow** — no part of the fitting goes inside the tubing.
- **External and internal hex and port plugs as well as sealed threads** produce a secure, easy installation.
- **Positive grip action locking teeth** prevent loosening due to vibration for optimum safety.
- **Easy and instant connections** — simply push the tubing in to the fitting to connect.
- **Easy and instant disconnects** — apply pressure to the release collar to release the teeth from the tubing.

Male Connectors — Nickel Plated Brass



IBS No.	Tube OD inch	MNPT Thread	A	B	C	D	E	Qty
56822	1/8	1/8	.827	.315	7/16	.63	.394	5
56824	1/8	1/4	.827	.315	7/16	.63	.394	5
56832	5/32	1/8	.846	.315	7/16	.63	.394	5
56834	5/32	1/4	.846	.433	9/16	.63	.394	5
56842	1/4	1/8	.945	.315	1/2	.669	.504	5
56844	1/4	1/4	.925	.433	9/16	.669	.504	5
56846	1/4	3/8	.965	.472	11/16	.669	.504	5
56852	5/16	1/8	1.063	.315	9/16	.709	.543	5
56854	5/16	1/4	1.043	.433	9/16	.709	.543	5
56856	5/16	3/8	.984	.472	11/16	.709	.543	5
56862	3/8	1/8	1.146	.315	11/16	.76	.661	5
56864	3/8	1/4	1.224	.433	11/16	.76	.661	5
56866	3/8	3/8	1.087	.472	11/16	.76	.661	5
56868	3/8	1/2	1.126	.591	7/8	.76	.661	5
56884	1/2	1/4	1.299	.433	7/8	.787	.807	5
56886	1/2	3/8	1.22	.472	7/8	.787	.807	5
56888	1/2	1/2	1.161	.591	7/8	.787	.807	5

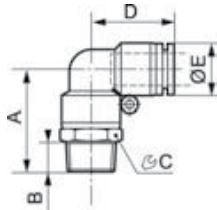
FITTINGS

IBS, INCORPORATED

Poly-Push Composite Fittings O12

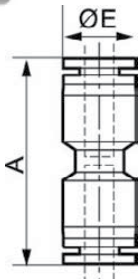


Poly-Push Composite Fittings — Fractional Male Elbows



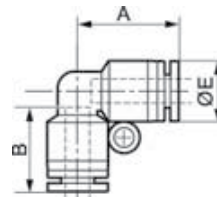
IBS No.	Tube OD	MNPT	A	B	C	D	E	Qty
57922	1/8	1/8	1.004	.315	7/16	.689	.394	5
57924	1/8	1/4	1.004	.315	7/16	.689	.394	5
57932	5/32	1/8	1.004	.315	7/16	.689	.394	5
57934	5/32	1/4	1.122	.433	9/16	.689	.394	5
57942	1/4	1/8	1.122	.315	1/2	.807	.504	5
57944	1/4	1/4	1.22	.433	9/16	.807	.504	5
57946	1/4	3/8	1.28	.472	11/16	.807	.504	5
57952	5/16	1/8	1.181	.315	9/16	.886	.543	5
57954	5/16	1/4	1.299	.433	9/16	.886	.543	5
57956	5/16	3/8	1.358	.472	11/16	.886	.543	5
57962	3/8	1/8	1.327	.315	11/16	1.035	.661	5
57964	3/8	1/4	1.445	.433	11/16	1.035	.661	5
57966	3/8	3/8	1.484	.472	11/16	1.035	.661	5
57968	3/8	1/2	1.642	.591	7/8	1.035	.661	5
57984	1/2	1/4	1.543	.433	7/8	1.118	.807	5
57986	1/2	3/8	1.583	.472	7/8	1.118	.807	5
57988	1/2	1/2	1.72	.591	7/8	1.118	.807	5

Poly-Push Unions



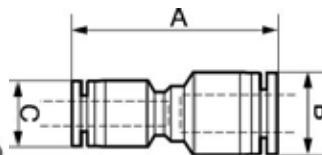
IBS No.	Tube OD	A	E	Qty
56222	1/8	1.181	.694	5
56233	5/32	1.181	.394	5
56244	1/4	1.445	.504	5
56255	5/16	1.535	.543	5
56266	3/8	1.661	.661	5
56288	1/2	1.744	.807	5

90° Union Elbows



IBS No.	Tube OD	A	B	Qty
56522	1/8	.689	.61	5
56533	5/32	.689	.61	5
56544	1/4	.807	.614	5
56555	5/16	.898	.709	5
56566	3/8	1.035	.76	5
56588	1/2	1.118	.843	5

Poly-Push Union Reducer



IBS No.	Tube OD	Tube OD	A	B	C	Qty
56242	1/4	1/8	1.32	.504	.709	5
56264	3/8	1/4	1.618	.661	.504	5

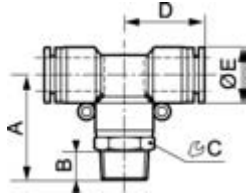
FITTINGS



IBS, INCORPORATED

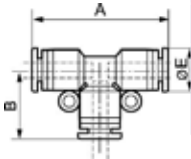
Poly-Push Composite Fittings O12

Poly-Push Composite Fittings — Fractional Male Swivel Branch Tees



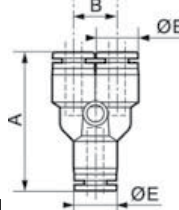
IBS No.	Tube OD	MNPT	A	B	C	D	E	Qty
57222	1/8	1/8	1.004	.315	7/16	.689	.394	5
57232	5/32	1/8	1.004	.315	7/16	.689	.394	5
57242	1/4	1/8	1.122	.315	1/2	.807	.504	5
57244	1/4	1/4	1.22	.433	9/16	.807	.504	5
57246	1/4	3/8	1.28	.472	11/16	.807	.504	5
57252	5/16	1/4	1.181	.315	9/16	.886	.543	5
57254	5/16	1/4	1.299	.433	9/16	.886	.543	5
57262	3/8	1/8	1.327	.315	11/16	1.035	.661	5
57264	3/8	1/4	1.445	.433	11/16	1.035	.661	5
57266	3/8	3/8	1.484	.472	11/16	1.035	.661	5
57284	1/2	1/4	1.543	.433	7/8	1.118	.807	5
57286	1/2	3/8	1.583	.472	7/8	1.118	.807	5
57288	1/2	1/2	1.72	.591	7/8	1.118	.807	5

Poly-Push Union Tees



IBS No.	Tube OD	A	B	E	Qty
56422	1/8	1.378	.689	.394	5
56433	5/32	1.378	.689	.394	5
56444	1/4	1.575	.787	.504	5
56455	5/16	1.795	.898	.543	5
56466	3/8	2.016	1.008	.661	5
56488	1/2	2.236	1.118	.807	5

Poly-Push Union "Y" Reducer



IBS No.	Tube OD	A	B	E	Qty
54122	1/8	1.339	.413	.394	5
54133	5/32	1.339	.413	.394	5
54144	1/4	1.457	.512	.504	5
54155	5/16	1.48	.571	.543	5
54166	3/8	1.992	.709	.661	5

FITTINGS

IBS, INCORPORATED

Assortments Z02



Poly-Push Fractional Composite Fittings 1/8" - 5/16"

IBS No. 336R • 22 Items - 41 Pieces

Packaged in a locking steel drawer for easy storage & organization

IBS, Inc. <small>SPECIALTY PRODUCTS FOR MAINTENANCE & REPAIR INDUSTRIALBOLT.COM • 800-678-1906</small>		Poly-Push Composite Fractional Fittings for Nylon Tubing 1/8", 5/32", 1/4" & 5/16" <small>Assortment No. 336R</small>			
56222 1/8 COMPOSITE STRAIGHT UNION 	56233 5/32 COMPOSITE STRAIGHT UNION 	56244 1/4 COMPOSITE STRAIGHT UNION 	56242 1/4 X 1/8 COMPOSITE UNION RED 	56255 5/16 COMPOSITE STRAIGHT UNION 	
56422 1/8 COMPOSITE UNION TEE POLY 	56444 1/4 COMPOSITE UNION TEE POLY 	56522 1/8 COMPOSITE UNION ELBOW 	56544 1/4 COMPOSITE UNION ELBOW 		57244 1/4 X 1/4 COMP M SWIV BR TEE
56822 1/8 X 1/8 COMPOSITE M CONN 	56824 1/8 X 1/4 COMPOSITE M CONN 	56832 5/32 X 1/8 COMPOSITE M CONN 	56842 1/4 X 1/8 COMPOSITE M CONN 	56844 1/4 X 1/4 COMPOSITE M CONN 	56854 5/16 X 1/4 COMPOSITE M CONN
57922 1/8 X 1/8 COMP M SWIV ELBOW 	57924 1/8 X 1/4 COMP M SWIV ELBOW 	57932 5/32 X 1/8 COMP M SWIV ELBOW 	57942 1/4 X 1/8 COMP M SWIV ELBOW 	57944 1/4 X 1/4 COMP M SWIV ELBOW 	57954 5/16 X 1/4 COMP M SWIV ELBOW

Poly-Push Fractional Composite Fittings 3/8" & 1/2"

IBS No. 337R • 17 Items - 24 Pieces

Packaged in a locking steel drawer for easy storage & organization

IBS, Inc. <small>SPECIALTY PRODUCTS FOR MAINTENANCE & REPAIR INDUSTRIALBOLT.COM • 800-678-1906</small>		Poly-Push Composite Fractional Fittings for Nylon Tubing 3/8" & 1/2" <small>Assortment No. 337R</small>		
56266 3/8 COMPOSITE STRAIGHT UNION 	56264 3/8 X 1/4 COMPOSITE UNION RED 	56288 1/2 COMPOSITE STRAIGHT UNION 	57264 3/8 X 1/4 COMP M SWIV BR TEE 	57286 1/2 X 3/8 COMP M SWIV BR TEE
56466 3/8 COMPOSITE UNION TEE POLY 	56488 1/2 COMPOSITE UNION TEE POLY 	56566 3/8 COMPOSITE UNION ELBOW 	56588 1/2 COMPOSITE UNION ELBOW 	
56864 3/8 X 1/4 COMPOSITE M CONN 	56866 3/8 X 3/8 COMPOSITE M CONN 	56886 1/2 X 3/8 COMPOSITE M CONN 	56888 1/2 X 1/2 COMPOSITE M CONN 	
57964 3/8 X 1/4 COMP M SWIV ELBOW 	57966 3/8 X 3/8 COMP M SWIV ELBOW 	57986 1/2 X 3/8 COMP M SWIV ELBOW 	57988 1/2 X 1/2 COMP M SWIV ELBOW 	

FITTINGS

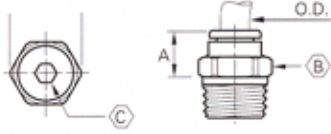




IBS, INCORPORATED

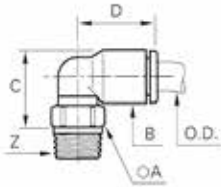
Poly-Push Composite Fittings O12

Poly-Push Composite Fittings — Metric Male Connectors — Nickel Plated Brass



IBS No.	Tube OD mm	ZBSPT Thread	A mm	B mm	C mm	D mm	Qty
301202	M4	1/8	10	3	9.5	11	5
301203	M4	1/4	14	3	6.5	15	5
301212	M6	1/8	11	4	11.5	11	5
301213	M6	1/4	14	4	8.5	15	5
301217	M8	1/8	13	5	20	14	5
301218	M8	1/4	14	6	17	15	5
301219	M8	3/8	17	6	13	18.5	5
301223	M10	1/4	16	7	20	17.5	5
301224	M10	3/8	17	8	16.5	18.5	5
301225	M10	1/2	21	8	14	23	5
301228	M12	1/4	19	7	26.5	21	5
301229	M12	3/8	19	9	24	21	5
301230	M12	1/2	21	9	19.5	23	5
301234	M14	3/8	22	9	28.5	24	5
301235	M14	1/2	24	10	23.5	26	5

Male Swivel Elbows



IBS No.	Tube OD mm	ZBSPT Thread	A mm	B mm	C mm	D mm	Qty
302202	M4	1/8	10	8.5	13.5	14	5
302203	M4	1/4	14	8.5	14	14	5
302212	M6	1/8	10	10.5	15.5	16	5
302213	M6	1/4	14	10.5	16	16	5
302217	M8	1/8	10	13.5	19	23	5
302218	M8	1/4	14	13.5	19	23	5
302219	M8	3/8	17	13.5	18	23	5
302223	M10	1/4	15	16	22	26.5	5
302224	M10	3/8	17	16	22	26.5	5
302225	M10	1/2	21	16	22	26.5	5
302228	M12	1/4	15	19	25	31	5
302229	M12	3/8	17	19	25	31	5
302230	M12	1/2	21	19	25	31	5
302234	M14	3/8	20	22	30.5	35.5	5
302235	M14	1/2	24	22	28.5	35.5	5

FITTINGS

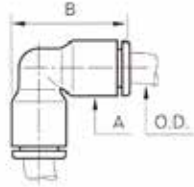
IBS, INCORPORATED

Metric Poly-Push Composite Fittings O12



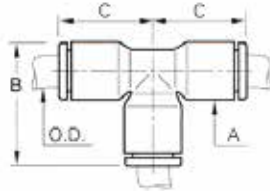
Poly-Push Composite Fittings - Metric

90 °Union Elbows



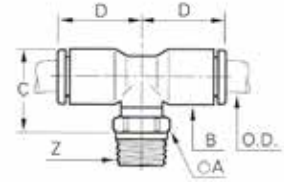
IBS No.	Tube OD 1mm	A mm	B mm	Qty
304250	M4	8.5	19	5
304263	M6	10.5	22.5	5
304268	M8	13.5	29.5	5
304272	M10	16	34.5	5
304275	M12	19	40.5	5
304277	M14	22	46.5	5

Union Tees



IBS No.	Tube OD 1mm	A mm	B mm	C mm	Qty
305250	M4	8.5	19	14.5	5
305263	M6	10.5	22.5	17.5	5
305268	M8	13.5	29.5	23	5
305272	M10	16	34.5	26.5	5
305275	M12	19	40.5	31	5
305277	M14	22	46	35.5	5

Male Swivel Branch Tees



IBS No.	Tube OD 1mm	Z BSPT Thread	A mm	B mm	C mm	D mm	Qty
307202	M4	1/8	10	8.5	9	14	5
307203	M4	1/4	14	8.5	9.5	14	5
307212	M6	1/8	10	10.5	10	16	5
307213	M6	1/4	14	10.5	10.5	16	5
307217	M8	1/8	10	13.5	12	23	5
307218	M8	1/4	14	13.5	11	23	5
307219	M8	3/8	17	13.5	11	23	5
307223	M10	1/4	15	16	14	26.5	5
307224	M10	3/8	17	16	14	26.5	5
307225	M10	1/2	21	16	14	26.5	5
308228	M12	1/4	15	19	15.5	31	5
307229	M12	3/8	17	19	15.5	31	5
307230	M12	1/2	21	19	15.5	31	5
307234	M14	3/8	20	22	19.5	35.5	5
307235	M14	1/2	24	22	17.5	35.5	5

FITTINGS



IBS, INCORPORATED

Metric Poly-Push Composite Fittings O12

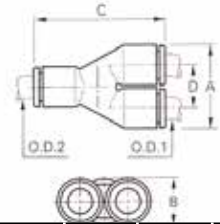
Poly-Push Composite Fittings - Metric

Straight Unions



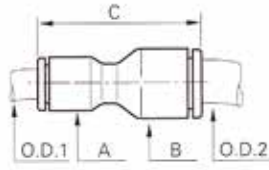
IBS No.	Tube OD (mm)	A mm	B mm	Qty
309250	M4	8.5	25	5
309263	M6	10.5	28.5	5
309268	M8	13.5	38	5
309272	M10	16	42	5
309275	M12	19	50.5	5
309277	M14	22	56	5

Straight "Y" Unions



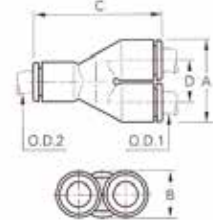
IBS No.	Tube OD 1mm	Tube OD 2mm	A mm	B mm	C mm	D mm	Qty
315250	M4	M4	17.5	8.5	28.5	9	5
315263	M6	M6	21.5	10.5	35	11	5
315268	M8	M8	28	13.5	45	14.5	5
315272	M10	M10	33	16	53	17	5

Straight Reducing Unions



IBS No.	Tube OD 1mm	Tube OD 2mm	A mm	B mm	C mm	Qty
309252	M4	M6	8.5	11	28	5
309264	M6	M8	13.5	13.5	38	5
309269	M8	M10	16	16	42	5

Reducing "Y" Unions



IBS No.	Tube OD 1mm	Tube OD 2mm	A mm	B mm	C mm	D mm	Qty
315252	M4	M6	17.5	10.5	33	9	5
315264	M6	M8	22.5	13.5	41	11.5	5
315269	M8	M10	28	16	47	14.5	5

FITTINGS

IBS, INCORPORATED

Assortments Z02



Push-On Hose Fitting M4, M6 & M8 Assortment

IBS No. 332R • 24 Items - 39 Pieces

Packaged in a locking steel drawer for easy storage & organization

IBS, Inc. <small>SPECIALTY PRODUCTS FOR MAINTENANCE & REPAIR INDUSTRIALBOLT.COM © © © 800-678-1906</small>		Poly-Push Composite Metric Fittings for Nylon Tubing M4, M6 & M8 Assortment No. 332R			
301202 M4 X 1/8BSPT COMPOSITE M CONN 	301212 M6 X 1/8BSPT COMPOSITE M CONN 	301213 M6 X 1/4BSPT COMPOSITE M CONN 	301218 M8 X 1/4BSPT COMPOSITE M CONN 	301219 M8 X 3/8BSPT COMPOSITE M CONN 	309250 M4 COMPOSITE STRAIGHT UNION
302202 M4 X 1/8BSPT COMP M SWIV 	302212 M6 X 1/8BSPT COMP M SWIV 	302213 M6 X 1/4BSPT COMP M SWIV 	302218 M8 X 1/4BSPT COMP M SWIV 	302219 M8 X 3/8BSPT COMP M SWIV 	309263 M6 COMPOSITE UNION CONN POLY
307202 M4 X 1/8BSPT COMP M BRANCH 	307212 M6 X 1/8BSPT COMP M BRANCH 	307213 M6 X 1/4BSPT COMP M BRANCH 	307218 M8 X 1/4BSPT COMP M BRANCH 	307219 M8 X 3/8BSPT COMP M BRANCH 	309268 M8 COMPOSITE STRAIGHT UNION
304250 M4 COMPOSITE UNION ELBOW POLY 	304263 M6 COMPOSITE UNION ELBOW POLY 	304268 M8 COMPOSITE UNION ELBOW POLY 	305250 M4 COMPOSITE UNION TEE POLY 	305263 M6 COMPOSITE UNION TEE POLY 	305268 M8 COMPOSITE UNION TEE POLY

Push-On Hose Fittings M10 & M12 Assortment

IBS No. 333R • 17 Items - 19 Pieces

Packaged in a locking steel drawer for easy storage & organization

IBS, Inc. <small>SPECIALTY PRODUCTS FOR MAINTENANCE & REPAIR INDUSTRIALBOLT.COM © © © 800-678-1906</small>		Poly-Push Composite Metric Fittings for Nylon Tubing M10 & M12 Assortment No. 333R			
301223 M10 X 1/4BSPT COMPOSITE M 	301224 M10 X 3/8BSPT COMPOSITE M 	301225 M10 X 1/2BSPT COMPOSITE M 	301229 M12 X 3/8BSPT COMPOSITE M 	301230 M12 X 1/2BSPT COMPOSITE M 	
302223 M10 X 1/4BSPT COMP M SWIV ELB 	302224 M10 X 3/8BSPT COMP M SWIV ELB 	302229 M12 X 3/8BSPT COMP M SWIV ELB 	302230 M12 X 1/2BSPT COMP M SWIV ELB 		
304272 M10 COMPOSITE UNION ELBOW 	304275 M10 COMPOSITE UNION ELBOW 	305272 M10 COMPOSITE UNION TEE POLY 	305275 M12 COMPOSITE UNION TEE POLY 		
309272 M10 COMPOSITE STRAIGHT UNION 	309275 M12 COMPOSITE STRAIGHT UNION 	307224 M10 X 3/8BSPT COMP M BRANCH 	307230 M12 X 1/2BSPT COMP M BRANCH 		

FITTINGS



IBS, INCORPORATED

Drain Cocks & Valves O05

Drain Cocks

- **Metal to Metal seat** requires only hand tightening to assure leak-proof performance.
- Use with copper, aluminum, steel, hose and plastic tubing where applicable.
- Operating temperature range from -65°F to +250°F.
- Designed for automotive or industrial use. Not intended for natural gas, LPG, nuclear or aircraft applications, except as noted.

External Seat



IBS No.	W'Head No.	MPT	Hex	Qty
WHD135	135	1/8	7/16	5
WHD145	145	1/4	9/16	5
WHD270	270	3/8	11/16	3
WHD108	108	1/2	7/8	1

Internal Seat



IBS No.	W'Head No.	MPT	Hex	Qty
WHD130	130	1/8	17/32	5
WHD140	140	1/4	5/8	5

Internal Seat Drain Valve



IBS No.	W'Head No.	MPT	Hex	Qty
WHD-1424	1424A	1/8	1/2	5
WHD-1425	1425A	1/4	9/16	5
WHD-1426	1426A	3/8	11/16	3

Angle Bib Drain



IBS No.	W'Head No.	MPT	Hose	Qty
WHD150	150	1/8	1/4	5
WHD6660	6660	1/4	3/8	5

Pipe to Hose Shut-Off



IBS No.	W'Head No.	MPT	Hose	Qty
WHD1422	1422	3/8	3/8	1
229KF	NA	3/8	1/2	1
WHD1423	1423	3/8	5/8	1

Air Tank Drain Valve



IBS No.	W'Head No.	MPT	Qty
WHD-1421 *	1421	1/4	2

* Self-sealing w/5ft remote cable.

F
I
T
T
I
N
G
S

IBS, INCORPORATED

Drain Cocks & Valves O05



Ground Plug Shut-Offs

- Use with copper, aluminum, steel, hose and plastic tubing where applicable.
- Operating pressure range 30 psi working pressure except where noted.
- Operating temperature range from -65°F to +250°F.
- Designed for automotive or industrial use. Not intended for natural gas, LPG, nuclear or aircraft applications, except as noted.

Truck Drain (O08)



IBS No.	W'Head No.	MPT	Qty
W15310	W15310	1/4	3

Valve is designed to hold air pressure of 125 psi with one 1/4" bubble in 5 seconds permissible key leakage.

Ground Plug Drain



IBS No.	W'Head No.	MPT	Hex	Qty
6891	6981	1/8	9/16	3
WHD-6892	6892	1/4	5/8	3
WHD-6893	6893	3/8	11/16	3

Male to Female Pipe Shut-Off



IBS No.	W'Head No.	MPT	FPT	Qty
WHD6824	6824	1/8	1/8	3
WHD6829	6829	1/4	1/4	3

Truck Shut-Off: M to F Pipe



IBS No.	W'Head No.	MPT	FPT	Qty
W20332	W20332	1/4	1/4	3

Valve is designed to hold air pressure of 125 psi with one 1/4" bubble in 5 seconds permissible to key leakage

Marine Shut-Off: M to F Pipe



IBS No.	W'Head No.	MPT	FPT	Qty
6828	6828	1/4	1/4	3

UL listed for marine fuel

Female Pipe Shut-Off



IBS No.	W'Head No.	FPT	Qty
6809	6809	1/4	3

Needle Valve

- Use with instrumentation hydraulic and pneumatic systems.
- Maximum pressure — 150 psi.
- Metal to metal seat with fine thread screw down enabling valve to seat positively, adjust easily, and hold to any amount of flow up to the capacity of the valve.



IBS No.	W'Head No.	MPT	Qty
6810	6810	1/8	3

F I T T I N G S























IBS, INCORPORATED

Drain Cocks & Valves O05

Draincocks & Valves Assortment (Z02)

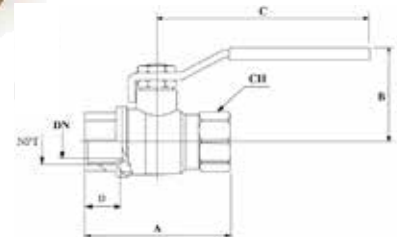
IBS No. 121R • 20 Items • 34 Pcs

Packaged in a locking steel drawer for easy storage & organization

IBS, Inc. SPECIALTY PRODUCTS FOR MAINTENANCE & REPAIR INDUSTRIALBOLTY.COM • • • 800-678-1906				Brass Draincocks & Shut-Off Valves	
Assortment No. 121R					
WHD135 1/8 BRASS EXT. SEAT DRAIN COCK 	WHD145 1/4 BRASS EXT. SEAT DRAIN COCK 	WHD270 3/8 BRASS EXT. SEAT DRAIN COCK 	WHD130 1/8 BRASS INT. SEAT DRAIN COCK 	WHD108 1/2 BRASS EXT. SEAT DRAIN COCK 	
WHD-1424 1/8 INT. SEAT DRAIN VALVE BRASS 	WHD-1425 1/4 INT. SEAT DRAIN VALVE BRASS 	WHD-1426 3/8 INT. SEAT DRAIN VALVE BRASS 	6809 1/4 FE BRASS PIPE SHUT OFF 	WHD1423 5/8 X 3/8 PIPE TO HOSE SHUT 	
WHD6824 1/8 X 1/8 M. TO F. SHUT OFF 	6828 1/4 X 1/4 MARINE SHUT OFF 	WHD150 1/8 BRASS ANGLE BIB DRAIN COCK 	WHD6660 1/4 BRASS ANGLE BIB DRAIN COCK 	229KF SHUT OFF 	
WHD-1421 1/4 BRASS AIR TANK VALVE 	WHD6829 1/4 X 1/4 M TO F SHUT OFF 	WHD-6892 1/4 BRASS GROUND PLUG 	WHD-6893 3/8 BRASS GROUND PLUG 	WHD1422 3/8 X 3/8 PIPE TO HOSE SHUT 	

Full Bore Brass Ball Valves (O05)

- **SOLID CHROME PLATED BRASS BALL**
- Suitable for full range of liquids and gases.
- Minimal pressure drop due to large full size ports.
- Bottom loaded, pressure retaining stem.
- Pressure rated at 600 psi (42 bars) WOG (non-shock) and 150 WSP (10.34 bars) saturated steam. Virgin TFE stem packing seal, thrust washer and seats.
- Yellow vinyl insulator on heavy duty plated carbon steel handles.
- Fast 1/4 turn open or close operation.
- Low operating torque.
- Flow can go both directions.
- Adjustable stem packing gland.
- Maximum operating temperature: 248°F (120°C) at 600 PSI
- Minimum operating temperature: -20°F (-40°C)
- Each valve individually tested.
- Forged Brass — for more strength.
- Threaded ends to ANSI B1.20.1
- Hard chromium plated solid ball
- Bottom entry, blow-out proof stem.
- Deeper threads — for better connections.
- Reversible Handles.



IBS No.	Size	Dimension Inches					
	NPT	DN	A	B	C	D	CH
BV400B	1/4	.39	1.96	1.57	3.43	.43	.75
BV600B	3/8	.39	1.96	1.54	3.31	.43	.86
BV800B	1/2	.57	2.09	1.64	3.35	.46	.98
BV1200B	3/4	.75	2.80	1.79	3.80	.49	1.22
BV1600B	1	.94	3.23	2.13	3.80	.59	1.50
BV2000B	1-1/4	1.24	3.70	2.32	4.72	.62	1.85
BV2400B	1-1/2	1.49	4.13	2.60	4.72	.64	2.13
BV3200B	2	1.96	5.94	3.27	6.38	.65	2.64

FITTINGS



High Pressure Steel Pipe Fittings

- **Operating pressure up to 3,000 psi** depending on pipe size.
- **Temperature range** -65°F to +400°F.
- **Precision machined from AISI 12L14 Carbon Steel.**
 - Shaped fittings (elbows, tees, etc.) are made from hi-density forgings.
 - Straight fittings are made from bar stock.
- **Zinc plated.**
- **Use with brass, bronze and iron pipe.**
- **Application — grease, instrumentation and most hydraulic systems.**
- **Features dry-seal pipe threads and compact size.**

Bushings



IBS No.	MPT	FPT	Hex	D	L	Pkg Qty
15074	1/4	1/8	5/8	.332	.85	10
15075	3/8	1/8	3/4	.332	.85	10
15076	3/8	1/4	3/4	.438	.85	10
15078	1/2	1/4	7/8	.438	1.10	5
15079	1/2	3/8	7/8	.578	1.10	5
15082	3/4	3/8	1-1/8	.578	1.17	5
15083	3/4	1/2	1-1/8	.703	1.17	5
15086	1	1/2	1-3/8	.703	1.36	5
15087	1	3/4	1-3/8	.922	1.36	5

Couplings




IBS No.	FPT	Hex	D	L	Qty
C3309X2	1/8	5/8	.343	.75	5
C3309X4	1/4	3/4	.437	1.13	5
C3309X6	3/8	7/8	.562	1.13	5
C3309X8	1/2	1-1/8	.687	1.50	5
C3309X12	3/4	1-3/8	.906	1.53	5
C3309X16	1	1-5/8	1.125	1.89	5

Assembly Instructions

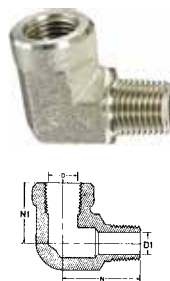
1. Tighten approximately 2-1/2 turns past hand tight.
2. Welding procedure:
Use electric weld rod. Recommended procedure specifies using lower amperage than usual and puddling of molten metal to permit gasses created by lead in steel to work through molten lead deposit.

Hex Nipples




IBS No.	MPT	Hex	D	L	Qty
C3069X2	1/8	7/16	.188	.75	10
C3069X4	1/4	5/8	.281	1.13	10
C3069X6	3/8	3/4	.406	1.13	10
C3069X8	1/2	7/8	.531	1.50	5
C3069X12	3/4	1-1/8	.719	1.53	5
C3069X16	1	1-3/8	.938	1.89	5

90° Street Elbow



IBS No.	MPT	FPT	Hex	Qty
C3409X2	1/8	1/8	9/16	5
C3409X4	1/4	1/4	3/4	5
C3409X6	3/8	3/8	7/8	5
C3409X8	1/2	1/2	1-1/16	5
C3409X12	3/4	3/4	1-5/16	5
C3409X16	1	1	1-5/8	5

Hex Head Plugs



IBS No.	MPT	Hex	L	Pkg Qty
15018	1/8	7/16	.56	10
15019	1/4	9/16	.66	10
15020	3/8	11/16	.78	10
15021	1/2	7/8	.98	5
15022	3/4	1-1/8	1.06	5
15023	1	1-3/8	1.25	5

FITTINGS



IBS, INCORPORATED

Steel SAE 37° (JIC) Flared Fittings O15

SAE 37° (JIC) Steel Flared Fittings

- **Operating pressure up to 10,000 psi** depending on tube and fitting size.
- **Temperature range** -65°F to +400°F.
- **Zinc Plated.**
- **Interchangeable** with all sources.
- **Good Resistance to vibration**, but decreases with increase in tube size. Two piece design recommended when greater resistance to vibration is required.
- **Use with** copper, brass, steel aluminum and other tubing that can be flared.
- **Use in** hydraulic, instrumentation and chemical processing systems.
- **Meets specification and standards** of ASA, ASME, SAE and MS (Military Standards).

Assembly Instructions

1. Cut tubing to desired length. Make sure all burrs are removed and ends are cut square.
2. Slide nut on tube. Threaded end of nut must face toward the fitting body.
3. Flare end of tubing with 37° flaring tool.
 - A) Check flare diameter.
 - B) Examine flare for excessive thin-out.
 - C) On thin wall, welded or brazed tubing, use double flare to prevent pinch off and cracked flares.
4. Lubricate threads and assemble to fitting body. Nut should be turned hand tight.
5. Tighten assembly with wrench until solid feeling is encountered. From that point, apply one-sixth turn

JIC Plugs



IBS No.	Tube	Hex	L	Qty
C5229X4	1/4	1/2	.80	5
C5229X5	5/16	9/16	.80	5
C5229X6	3/8	5/8	.84	5
C5229X8	1/2	13/16	.94	5
C5229X10	5/8	15/16	1.10	5
C5229X12	3/4	1-1/8	1.28	5
C5229X16	1	1-3/8	1.33	1
C5229X20	1-1/4	1-11/16	1.45	1
C5229X24	1-1/2	2	1.65	1

JIC Caps



IBS No.	Tube	Hex	L	Qty
C5129X2	1/8	3/8	.50	5
C5129X3	3/16	7/16	.56	5
C5129X4	1/4	9/16	.59	5
C5129X5	5/16	5/8	.61	5
C5129X6	3/8	11/16	.62	5
C5129X8	1/2	7/8	.75	5
C5129X10	5/8	1	.84	1
C5129X12	3/4	1-1/4	.91	1
C5129X14	7/8			1
C5129X16	1	1-1/2	1.02	1
C5129X20	1-1/4	2	1.06	1
C5129X24	1-1/2	2-1/4	1.19	1

JIC 90° Male Elbows



IBS No.	Tube	MPT	Hex	Qty
C5405X2	1/8	1/8	7/16	5
C5405X3	3/16	1/8	7/16	5
C5405X4	1/4	1/8	7/16	5
C5405X4X4	1/4	1/4	9/16	5
C5405X5	5/16	1/8	1/2	5
C5405X5X4	5/16	1/4	9/16	5
C5405X6X2	3/8	1/8 1/8	9/16	5
C5405X6	3/8	1/4	9/16	5
C5405X6X6	3/8	3/8	3/4	5
C5405X6X8	3/8	1/2	7/8	5
C5405X8X4	1/2	1/4	3/4	3
C5405X8	1/2	3/8	3/4	3
C5405X8X8	1/2	1/2	7/8	3
C5405X8X12	1/2	3/4	1-1/16	3
C5405X10X6	5/8	3/8	7/8	3
C5405X10	5/8	1/2	7/8	3
C5405X10X12	5/8	3/4	1-1/16	1
C5405X12X8	3/4	1/2	1-1/16	1
C5405X12	3/4	3/4	1-1/16	1
C5405X14	7/8	3/4	1-5/16	1
C5405X16X12	1	3/4	1-5/16	1
C5405X16	1	1	1-5/16	1
C5405X20X16	1-1/16	1	1-5/8	1
C5405X20	1-1/16	1-1/16	1-5/8	1
C5405X24	1-1/2	1-1/2	1-7/8	1

FITTINGS

IBS, INCORPORATED

Steel SAE 37° (JIC) Flared Fittings O15



JIC Male Connectors



IBS No.	Tube	MPT	Hex	L	Qty
C5205X2	1/8	1/8	7/16	1.11	5
C5205X3	3/16	1/8	7/16	1.14	5
C5205X4	1/4	1/8	1/2	1.22	5
C5205X4X4	1/4	1/4	9/16	1.42	5
C5205X4X6	1/4	3/8	3/4	1.68	5
C5205X4X8	1/4	1/2	7/8	1.68	5
C5205X5	5/16	1/8	9/16	1.22	5
C5205X5X4	5/16	1/4	9/16	1.42	5
C5205X5X6	5/16	3/8	3/4	1.42	5
C5205X6X2	3/8	1/8	5/8	1.24	5
C5205X6	3/8	1/4	5/8	1.43	5
C5205X6X6	3/8	3/8	3/4	1.43	5
C5205X6X8	3/8	1/2	7/8	1.69	5
C5205X8X4	1/2	1/4	13/16	1.53	3
C5205X8	1/2	3/8	13/16	1.53	3
C5205X8X8	1/2	1/2	15/16	1.79	3
C5205X8X12	1/2	3/4	1-1/8	1.85	3
C5205X10X6	5/8	3/8	15/16	1.70	3
C5205X10	5/8	1/2	15/16	1.89	3
C5205X10X12	5/8	3/4	1-1/8	1.95	1
C5205X12	3/4	3/4	1-1/8	2.06	1
C5205X12X16	3/4	1	1-3/8	2.25	1
C5205X14	7/8	3/4	1-1/4	2.09	1
C5205X16X12	1	3/4	1-3/8	2.11	1
C5205X16	1	1	1-3/8	2.30	1
C5205X20X16	1-1/4	1	1-11/16	2.42	1
C5205X20	1-1/4	1-1/4	1-11/16	2.45	1
C5205X24X20	1-1/2	1-1/4	2	2.65	1
C5205X24	1-1/2	1-1/2	2	2.68	1

JIC 45° Male Elbows



IBS No.	Tube	MPT	Hex	Qty
C5355X2	1/8	1/8	7/16	5
C5355X3	3/16	1/8	7/16	5
C5355X4	1/4	1/8	7/16	5
C5355X4X4	1/4	1/4	9/16	5
C5355X5	5/16	1/8	1/2	5
C5355X5X4	5/16	1/4	9/16	5
C5355X6X2	3/8	1/8	9/16	5
C5355X6	3/8	1/4	9/16	5
C5355X6X6	3/8	3/8	3/4	5
C5355X6X8	3/8	1/2	7/8	5
C5355X8X4	1/2	1/4	3/4	3
C5355X8	1/2	3/8	7/8	3
C5355X8X8	1/2	1/2	7/8	3
C5355X10X6	5/8	3/8	7/8	3
C5355X10	5/8	1/2	7/8	3
C5355X12X8	3/4	1/2	1-1/16	1
C5355X12	3/4	3/4	1-1/16	1
C5355X14	7/8	3/4	1-1/16	1
C5355X16X2	1	3/4	1-5/16	1
C5355X16	1	1	1-5/16	1
C5355X20	1-1/4	1-1/4	1-5/8	1
C5355X24	1-1/2	1-1/2	1-7/8	1

JIC Swivel Nut Elbows



IBS No.	JIC TUBE	JIC TUBE	Qty
C5506X4	1/4	1/4	5
C5506X6	3/8	3/8	5
C5506X8	1/2	1/2	5
C5506X12	3/4	3/4	5
C5506X16	1	1	5
C5506X20	1-1/4	1-1/4	5

FITTINGS



IBS, INCORPORATED

Steel SAE 37° (JIC) Flared Fittings O15

FITTINGS

JIC Hex Union



IBS No.	Tube	Hex	D	L	Qty
C5305X2	1/8	7/16	.062	1.17	5
C5305X3	3/16	7/16	.125	1.23	5
C5305X4	1/4	1/2	.172	1.37	5
C5305X5	5/16	9/16	.234	1.37	5
C5305X6	3/8	5/8	.297	1.41	5
C5305X8	1/2	13/16	.391	1.62	3
C5305X10	5/8	15/16	.484	1.88	3
C5305X12	3/4	1-1/8	.609	2.16	1
C5305X14	7/8	1-1/4	.718	2.21	1
C5305X16	1	1-3/8	.844	2.25	1
C5305X20	1-1/4	1-11/16	1.078	2.43	1
C5305X24	1-1/2	2	1.312	2.75	1

JIC Union Tees



IBS No.	JIC TUBE	Qty
C5705X3	3/16	1
C5705X4	1/4	1
C5705X6	3/8	1
C5705X8	1/2	1
C5705X10	5/8	1
C5705X12	3/4	1
C5705X16	1	1

JIC 90° Union Elbow



IBS No.	JIC TUBE	Qty
C5505X4	1/4	1
C5505X6	3/8	1
C5505X8	1/2	1
C5505X10	5/8	1
C5505X12	3/4	1
C5505X16	1	1
C5505X20	1-1/4	1

JIC Female Connectors



IBS No.	JIC TUBE	FPT	Qty
C5255X4	1/4	1/4	5
C5255X6	3/8	3/8	5
C5255X8	1/2	1/2	5

JIC Male to Male Boss O-Ring



IBS No.	JIC TUBE	O-RING TUBE	Qty
C5315X4	1/4	1/4	5
C5315X4X6	1/4	3/8	5
C5315X6	3/8	3/8	5
C5315X6X4	3/8	1/4	5
C5315X6X8	3/8	1/2	5
C5315X8	1/2	1/2	5
C5315X8X6	1/2	3/8	5
C5315X8X12	1/2	3/4	5
C5315X12	3/4	3/4	5
C5315X12X8	3/4	1/2	5
C5315X16	1	1	3
C5315X16X20	1	1-1/4	3
C5315X16X24	1	1-1/2	3

Male O-Ring Swivel Adapter



IBS No.	O-RING TUBE	FEMALE NSPM	Qty
9315X4	1/4	1/4	1
9315X6	3/8	3/8	1
9315X8	1/2	1/2	1
9315X12	3/4	3/4	1
9315X16	1	1	1

Male For-Seal to Straight Thread O-Ring Connectors



IBS No.	For-Seal	O-Ring	Qty
4315X4	1/4	1/4	1
4315X6	3/8	3/8	1
4315X8	1/2	1/2	1
4315X10	5/8	5/8	1
4365X12	3/4	3/4	1

IBS, INCORPORATED

Steel SAE 37° (JIC) Flared Fittings O15



Boss O-Ring 37° JIC Swivel Adapter



IBS No.	O-RING TUBE	FEMALE NSPM	Qty
9316X4	1/4	1/4	1
9316X6	3/8	3/8	1
9316X8	1/2	1/2	1
9316X10	3/4	3/4	1
9316X12	5/16	5/16	1

90° For-Seal to Straight Thread O-Ring Connectors



IBS No.	For-Seal	O-Ring	Qty
4515X4	1/4	1/4	1
4515X6	3/8	3/8	1
4515X8	1/2	1/2	1
4515X10	5/8	5/8	1
4515X12	3/4	3/4	1
4515X16	1	1	1

Male JIC to Female Flat Face Swivel Adapter



IBS No.	JIC TUBE	FACE SEAL	Qty
4213X4	1/4	1/4	1
4213X6	3/8	3/8	1
4213X8	1/2	1/2	1
4213X10	5/8	5/8	1
4213X16	1	1	1

Steel Pipe Caps



IBS No.	Size	Pkg Qty
15053	1/8	5
15054	1/4	5
15055	3/8	5
15056	1/2	5
15057	3/4	5
15057A	1	5

JIC to O-Ring 45° Elbows



IBS No.	JIC TUBE	O-RING TUBE	Qty
C5365X4	1/4	1/4	1
C5365X6	3/8	3/8	1
C5365X8	1/2	1/2	1
C5365X10	5/8	5/8	1
C5365X12	3/4	3/4	1
C5365X16	1	1	1

45° For-Seal to Straight Thread O-Ring Connectors



IBS No.	For-Seal	O-Ring	Qty
4365X4	1/4	1/4	1
4365X6	3/8	3/8	1
4365X8	1/2	1/2	1
4365X10	5/8	5/8	1
4365X12	3/4	3/4	1
4365X16	1	1	1

Steel 90° Male Elbows



IBS No.	MPT 1	MPT 2	Qty
C3529X4	1/4	1/4	5
C3529X6	3/8	3/8	5
C3529X8	1/2	1/2	5
C3529X12	3/4	3/4	5
C3529X16	1	1	5

FITTINGS



IBS, INCORPORATED

Assortments Z02

FITTINGS

IBS, Inc. <small>SPECIALTY PRODUCTS FOR MAINTENANCE & REPAIR</small> <small>INDUSTRIALBOLT.COM • • • • 800-678-1906</small>					JIC Fitting Adapters
<small>Assortment No. 738R</small>					
C5229X4 1/4 JIC PLUG 	C5129X4 1/4 JIC CAP 	C5305X4 1/4 JIC UNION 	C5205X4 1/4 X 1/8 JIC M. CONN 	C5205X8 1/2 X 3/8 JIC M. CONN 	
C5229X6 3/8 JIC PLUG 	C5129X6 3/8 JIC CAP 	C5305X6 3/8 JIC UNION 	C5205X4X4 1/4 X 1/4 JIC M. CONN 	C5205X8X8 1/2 X 1/2 JIC M. CONN 	
C5229X8 1/2 JIC PLUG 	C5129X8 1/2 JIC CAP 	C5305X8 1/2 JIC UNION 	C5205X6 3/8 X 1/4 JIC M. CONN 		
C5229X12 3/4 JIC PLUG 	C5129X12 3/4 JIC CAP 	C5305X12 3/4 JIC UNION 	C5205X6X6 3/8 X 3/8 JIC M. CONN 		

JIC Fitting Adapters Assortment
IBS No. 738R
 18 Items • 66 Pcs
 Packaged in a locking steel drawer for easy storage & organization



IBS, Inc. <small>SPECIALTY PRODUCTS FOR MAINTENANCE & REPAIR</small> <small>INDUSTRIALBOLT.COM • • • • 800-678-1906</small>					SAE 37° JIC Flare 90° Elbows
<small>Assortment No. 846R</small>					
C5405X4 1/4 X 1/8 JIC 90DGR M ELBOW 	C5405X4X4 1/4 X 1/4 JIC 90DGR M ELBOW 	C5405X6 5/16 X 1/8 JIC 90DGR M ELBOW 	C5405X8X4 5/16 X 1/4 JIC 90DGR M ELBOW 		
C5405X6X2 3/8 X 1/8 JIC 90DGR M ELBOW 	C5405X6 3/8 X 1/4 JIC 90DGR M ELBOW 	C5405X6X6 3/8 X 3/8 JIC 90DGR M ELBOW 			
C5405X8X4 1/2 X 1/4 JIC 90DGR M ELBOW 	C5405X8 1/2 X 3/8 JIC 90DGR M ELBOW 	C5405X8X8 1/2 X 1/2 JIC 90DGR M ELBOW 			
C5405X10X6 5/8 X 3/8 JIC 90DGR M ELBOW 	C5405X10 5/8 X 1/2 JIC 90DGR M ELBOW 	C5405X12 3/4 X 3/4 JIC 90DGR M ELBOW 			

SAE 37° JIC Flare 90° Elbows Assortment
IBS No. 846R
 13 Items • 23 Pcs
 Packaged in a locking steel drawer for easy storage & organization



IBS, Inc. <small>SPECIALTY PRODUCTS FOR MAINTENANCE & REPAIR</small> <small>INDUSTRIALBOLT.COM • • • • 800-678-1906</small>					For-Seal to Straight-Thread O-Ring Fittings
<small>Assortment No. 847R</small>					
4315X4 1/4 X 1/4 MALE FACE SEAL TO STRAIGHT THREAD O-RING CONNECTOR 	4315X6 3/8 X 3/8 MALE FACE SEAL TO STRAIGHT THREAD O-RING CONNECTOR 	4315X8 1/2 X 1/2 MALE FACE SEAL TO STRAIGHT THREAD O-RING CONNECTOR 	4315X10 5/8 X 3/4 MALE FACE SEAL TO STRAIGHT THREAD O-RING CONNECTOR 	4315X12 5/8 X 5/8 MALE FACE SEAL TO STRAIGHT THREAD O-RING CONNECTOR 	
4365X4 1/4 45DGR FOR SEAL TO STRT THREAD O-RING CONN 	4365X6 3/8 45DGR FOR SEAL TO STRT THREAD O-RING CONN 	4365X8 1/2 45DGR FOR SEAL TO STRT THREAD O-RING CONN 	4365X10 5/8 45DGR FOR SEAL TO STRT THREAD O-RING CONN 	4365X12 3/4 45DGR FOR SEAL TO STRT THREAD O-RING CONN 	
4515X4 1/4 X 1/4 90DGR FOR-SEAL TO STRAIGHT THREAD O-RING CONN 	4515X6 3/8 X 3/8 90DGR FOR-SEAL TO STRAIGHT THREAD O-RING CONN 	4515X8 1/2 X 1/2 90DGR FOR-SEAL TO STRAIGHT THREAD O-RING CONN 	4515X10 5/8 X 3/4 90DGR FOR-SEAL TO STRAIGHT THREAD O-RING CONN 	4515X12 3/4 X 3/4 90DGR FOR-SEAL TO STRAIGHT THREAD O-RING CONN 	

For-Seal to Straight Thread O-Ring Fittings Assortment
IBS No. 847R
 15 Items • 22 Pcs
 Packaged in a locking steel drawer for easy storage & organization



IBS, INCORPORATED

High Pressure Hyd. Hose & Fittings O15



Male Pipe NPTF Rigid



IBS No.	W'Head No.	A	B	C	D	Hose I.D. (in.)	Thread	Pkg Qty
MP0402W	04U-102	1/4	1.85	.79	9/16	1/4	1/8-27	1
MP0404W	04U-104	1/4	2.03	.97	9/16	1/4	1/4-18	1
MP0406W	04U-106	1/4	2.13	1.07	11/16	1/4	3/8-18	1
MP0408W	04U-108	1/4	2.31	1.255	7/8	1/4	1/2-14	1
MP0604W	06U-104	3/8	2.45	1.08	11/16	3/8	1/4-18	1
MP0606W	06U-106	3/8	2.22	0.99	3/4	3/8	3/8-18	1
MP0608W	06U-108	3/8	2.49	1.26	7/8	3/8	1/2-14	1
MP0806W	08U-106	1/2	2.39	1.08	7/8	1/2	3/8-18	1
MP0808W	08U-108	1/2	2.64	1.30	7/8	1/2	1/2-14	1
MP0812W	08U-112	1/2	2.71	1.37	1-1/16	1/2	3/4-14	1
MP1212W	12U-112	3/4	3.19	1.40	1-1/16	3/4	3/4-14	1
MP1616W	16U-116	1	3.73	1.62	1-3/8	1	1-11-1/2	1

Male Pipe NPTF Swivel



IBS No.	W'Head No.	A	B	C	D	E	Hose I.D. (in.)	Thread	Pkg Qty
MPX0404W	04U-J04	1/4	2.60	1.54	9/16	11/16	1/4	1/4-18	1
MPX0406W	04U-J06	1/4	2.60	1.54	9/16	3/4	1/4	3/8-18	1
MPX0604W	06U-J04	3/8	2.99	1.62	11/16	11/16	3/8	1/4-18	1
MPX0606W	06U-J06	3/8	2.99	1.62	11/16	3/4	3/8	3/8-18	1
MPX0608W	06U-J08	3/8	3.24	1.87	11/16	15/16	3/8	1/2-14	1
MPX0808W	08U-J08	1/2	3.27	1.93	7/8	7/8	1/2	1/2-14	1
MPX1212W	12U-J12	3/4	3.89	2.01	1-1/8	1-1/8	3/4	3/4-14	1
MPX1616W	16U-J16	1	4.40	2.27	1-3/8	1-1/2	1	1-11-1/2	1

F I T T I N G S

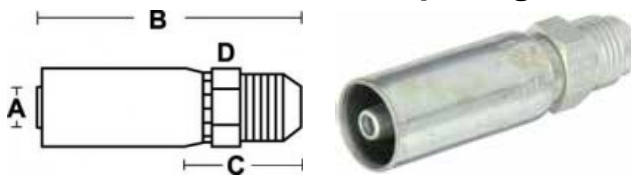


IBS, INCORPORATED

High Pressure Hyd. Hose & Fittings O15

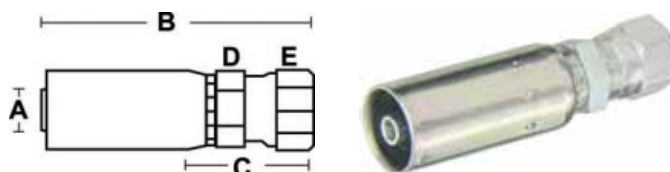
F I T T I N G S

37° JIC Male Pipe Rigid



IBS No.	W'Head No.	A	B	C	D	Hose I.D. (in.)	Thread	Pkg Qty
MJ0404W	04U-504	1/4	2.02	.94	9/16	1/4	7/16-20	1
MJ0406W	04U-506	1/4	2.03	.95	9/16	1/4	9/16-18	1
MJ0606W	06U-506	3/8	2.12	.99	3/4	3/8	9/16-18	1
MJ0608W	06U-508	3/8	2.38	1.15	3/4	3/8	3/4-16	1
MJ0806W	08U-506	1/2	2.39	1.05	11/16	1/2	9/16-18	1
MJ0808W	08U-508	1/2	2.57	1.23	7/8	1/2	3/4-16	1
MJ0810W	08U-510	1/2	2.72	1.38	7/8	1/2	7/8-14	1
MJ1010W	10U-510	5/8	3.58	1.48	7/8	5/8	7/8-14	1
MJ1212W	12U-512	3/4	3.34	1.55	1-1/8	3/4	1-1/16-2	1
MJ1616W	16U-516	1	3.93	1.81	1-3/8	1	1-5/16-2	1

37° JIC Female Swivel



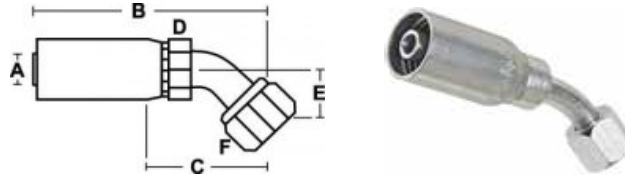
IBS No.	W'Head No.	A	B	C	D	E	Hose I.D. (in.)	Thread	Pkg Qty
FJX0404W	04U-604	1/4	2.08	1.02	9/16	9/16	1/4	7/16-20	1
FJX0405W	04U-605	1/4	2.22	1.16	9/16	5/8	1/4	1/2-20	1
FJX0406W	04U-606	1/4	2.17	1.09	9/16	11/16	1/4	9/16-18	1
FJX0604W	06U-604	3/8	2.41	1.04	11/16	9/16	3/8	7/16-20	1
FJX0606W	06U-606	3/8	2.50	0.72	3/4	3/4	3/8	9/16-18	1
FJX0608W	06U-608	3/8	2.47	1.24	3/4	7/8	3/8	3/4-16	1
FJX0806W	08U-606	1/2	2.52	1.18	11/16	11/16	1/2	9/16-18	1
FJX0808W	08U-608	1/2	2.64	1.30	7/8	7/8	1/2	3/4-16	1
FJX0810W	08U-610	1/2	2.80	1.46	7/8	1	1/2	7/8-14	1
FJX1010W	10U-610	5/8	3.38	1.52	7/8	1	5/8	7/8-14	1
FJX1212W	12U-612	3/4	3.38	1.59	1-1/16	1-1/4	3/4	1-1/16-12	1
FJX1616W	16U-616	1	3.78	1.67	1-3/8	1-1/2	1	1-5/16-12	1

IBS, INCORPORATED

High Pressure Hyd. Hose & Fittings O15

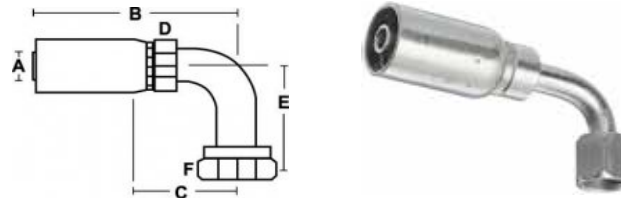


37° JIC Female 45° Bent Tube Swivel



IBS No.	W'Head No.	A	B	C	D	E	F	Hose I.D. (in.)	Thread	Pkg Qty
FJX450404W	04U-684	1/4	2.86	1.80	9/16	0.39	9/16	1/4	7/16-20	1
FJX450406W		1/4	2.93	1.87	11/16	0.43	11/16	1/4	9/16-18	1
FJX450606W	06U-686	3/8	3.26	1.89	11/16	0.43	11/16	3/8	9/16-18	1
FJX450608W	06U-688	3/8	2.82	1.59	7/8	0.71	7/8	3/8	3/4-16	1
FJX450806W	08U-686	1/2	3.28	1.94	3/4	0.43	11/16	1/2	9/16-18	1
FJX450808W	08U-688	1/2	3.65	2.31	7/8	0.59	7/8	1/2	3/4-16	1
FJX450810W	08U-690	1/2	3.30	1.96	1	0.63	1	1/2	7/8-14	1
FJX451010W	10U-690	5/8	4.36	2.26	1	0.63	1	5/8	7/8-14	1
FJX451212W	12U-692	3/4	4.82	3.05	1-1/4	1.15	1-1/4	3/4	1-1/16-12	1
FJX451616W	16U-696	1	5.14	3.03	1-1/2	1.23	1-1/2	1.000	1-5/16-12	1

37° JIC Female 90° Bent Tube Swivel



IBS No.	W'Head No.	A	B	C	D	E	F	Hose I.D. (in.)	Thread	Pkg Qty
FJX900404W	04U-664	1/4	2.70	1.64	9/16	.83	9/16	1/4	7/16-20	1
FJX900406W	04U-666	1/4	2.84	1.78	11/16	.91	11/16	1/4	9/16-18	1
FJX900604W	06U-664	3/8	3.03	1.66	9/16	.83	9/16	3/8	7/16-20	1
FJX900606W	06U-666	3/8	3.17	1.80	11/16	.91	11/16	3/8	9/16-18	1
FJX900608W	06U-668	3/8	3.42	2.04	7/8	1.12	7/8	3/8	3/4-16	1
FJX900806W	08U-666	1/2	3.19	1.85	7/8	.91	11/16	1/2	9/16-18	1
FJX900808W	08U-668	1/2	3.49	2.15	1	1.13	7/8	1/2	3/4-16	1
FJX900810W	08U-670	1/2	2.29	1.65	1-1/4	1.23	1	1/2	7/8-14	1
FJX901010W	10U-670	5/8	3.82	1.72	2	1.23	1	5/8	7/8-14	1
FJX901212W	12U-672	3/4	4.51	2.73	2-1/4	2.57	1-1/4	3/4	1-1/16-12	1
FJX901616W	16U-676	1	5.16	3.05	2-7/8	2.80	1-1/2	1	1-5/16-12	1

FITTINGS

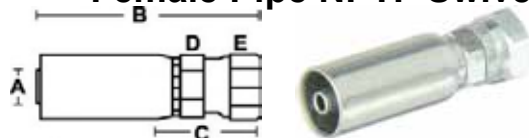


IBS, INCORPORATED

High Pressure Hyd. Hose & Fittings O15

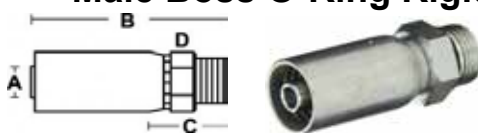
F I T T I N G S

Female Pipe NPTF Swivel



IBS No.	W'Head No.	A	B	C	D	E	Hose I.D. (in.)	Thread	Pkg Qty
FPX0404W	04U-054	1/4	1.90	1.00	9/16	3/4	1/4	1/4-18	1
FPX0606W	06U-056	3/8	2.06	1.00	11/16	7/8	3/8	3/8-18	1
FPX0808W	08U-058	1/2	2.16	1.10	7/8	1	1/2	1/2-14	1
FPX1212W	12U-062	3/4	2.34	1.11	7/8	1-1/4	3/4	3/4-14	1
FPX1616W	16U-676	1	3.42	1.61	1-3/8	1-1/2	1	1-11/12	1

Male Boss O-Ring Rigid



IBS No.	W'Head No.	A	B	C	D	Hose I.D. (in.)	Thread	Pkg Qty
MB0404W	04U-P04	1/4	1.83	.74	5/8	1/4	7/16-20	1
MB0406W	04U-P06	1/4	1.95	.89	11/16	1/4	9/16-18	1
MB0606W	06U-P06	3/8	2.12	.89	11/16	3/8	9/16-18	1
MB0608W	06U-P08	3/8	2.17	.94	7/8	3/8	3/4-16	1
MB0808W	08U-P08	1/2	2.35	1.01	7/8	1/2	3/4-16	1
MB0810W	08U-P10	1/2	2.48	1.14	1-1/16	1/2	7/8-14	1
MB1010W	10U-P10	5/8	3.31	1.21	1-1/16	5/8	7/8-14	1
MB1212W	12U-P12	3/4	2.05	1.26	1-1/4	3/4	1-1/16-12	1
MB1616W	16U-P16	1	3.38	1.27	1-1/2	1	1-5/16-12	1

O-Ring Face Seal Female Swivel



IBS No.	W'Head No.	A	B	C	D	E	Hose I.D. (in.)	Thread	Pkg Qty
FFX0404W	04U-S64	1/4	2.18	1.10	9/16	11/16	1/4	9/16-18	1
FFX0406W	04U-S66	1/4	2.14	1.06	11/16	13/16	1/4	11/16-16	1
FFX0606W	06U-S66	3/8	2.43	1.20	11/16	13/16	3/8	11/16-16	1
FFX0608W	06U-S68	3/8	2.61	1.24	7/8	15/16	3/8	13/16-16	1
FFX0808W	08U-S68	1/2	2.77	1.43	7/8	15/16	1/2	13/16-16	1
FFX0810W	08U-S70	1/2	2.86	1.52	15/16	1-1/8	1/2	1-14	1
FFX1010W	10U-S70	5/8	3.44	1.58	1-1/8	1-1/8	5/8	1-14	1
FFX1212W	12U-S72	3/4	3.64	1.85	1-1/8	1-3/8	3/4	1-3/16-12	1
FFX1616W	16U-S76	1	3.90	1.79	1-3/8	1-5/8	1.0	1-7/16-12	1

IBS, INCORPORATED

Assortments Z06



40 Hole Starter Hydraulic Fittings

IBS No. 250P • 11 Items • 43 Pcs. + 75' of Hose

Packaged in a Steel Storage Bin for Easy Storage & Organization

INCLUDES 25' EACH OF R2504, R2506, R2508



IBS, Inc. <small>SPECIALTY PRODUCTS FOR MAINTENANCE & REPAIR INDUSTRIALBOLT.COM • • • 900-678-1906</small>					Hydraulic Fittings Starter Assortment		
<small>Assortment No. 250P</small>							
MP0404 1/4 X 1/4 MALE PIPE RIGID 	MP0604 3/8 X 1/4 MALE PIPE RIGID 	MP0606 3/8 X 3/8 MALE PIPE RIGID 	MP0808 1/2 X 1/2 MALE PIPE RIGID 	NP1212 3/4 X 3/4 MALE PIPE RIGID 			
FJX0404 1/4 X 1/4 37DG JIC FEMALE SWIVEL 	FJX0606 3/8 X 3/8 37DG JIC FEMALE SWIVEL 	FJX0606 3/8 X 3/8 37DG JIC FEMALE SWIVEL 					
FJX900404 1/4 X 1/4 37DG JIC FEMALE 90DG SWIVEL 	FJX900606 3/8 X 3/8 37DG JIC FEMALE 90DG SWIVEL 	FJX900808 1/2 X 1/2 37DG JIC FEMALE 90DG SWIVEL 					

40 Hole Hydraulic Fittings

IBS No. 251P • 40 Items • 101 Pcs. + 75' of Hose

Packaged in a Steel Storage Bin for Easy Storage & Organization

INCLUDES 25' EACH OF R2S04, R2S06, R2S08



IBS, Inc. <small>SPECIALTY PRODUCTS FOR MAINTENANCE & REPAIR INDUSTRIALBOLT.COM • • • 900-678-1906</small>					Hydraulic Fittings		
<small>Assortment No. 251P</small>							
MP0402W 1/4HBBW X -2 MALE NPTF 	MP0404W 1/4HBBW X -4 MALE NPTF 	MP0606W 1/4HBBW X -6 MALE NPTF 	MP0604W 3/8HBBW X -4 MALE NPTF 	MP0606W 3/8 X MP-06-06-W 	MP0608W 3/8 X -8 MP RIGID W COUP 	MP0806W 1/2 X 3/8 MP W COUPLING 	MP0808W 1/2 X MP-08-08-W (BQ-10)
MP0812W 1/2HBBW X -12 MALE NPTF 	MP1212W 3/4 X MP-12-12-W 	MP1616W 1 X MP-16-16-W 	MPX0404W 1/4HBBW X -4 MALE NPTF X 	MPX0604W 3/8HBBW X -4 MALE NPTF X 	MPX0606W 3/8HBBW X -6 MALE NPTF 	MPX0608W 3/8HBBW X -8 MALE NPTF 	MPX0808W 1/2HBBW X -8 MALE NPTF
MPX1212W 3/4 X MPX-12-12-W 	MJ0404W 1/4HBBW X -4 MALE JIC 	MJ0606W 1/4HBBW X -6 MALE JIC 	MJ0606W 3/8HBBW X -6 MJ COUPLING 	MJ0608W 3/8 X -8 MJIC COUP W 	MJ0808W 1/2 X -8 MJIC W COUPLING 	MJ0810W 1/2HBBW X -10 MJ COUPLING 	MJ1212W 3/4 X MJ-12-12-W
MJ1616W 1 IN X -16 JIC W COUPLING 	FJX0404W 1/4 X FJX-04-04-K2 	FJX0606W 3/8 X FJX-06-06-W (BQ-10) 	FJX0808W 1/2 X FJX-08-08 (BQ-10) 	FJX1212W 3/4 X FJX-12-12-W 	FJX1616W 1 IN X FJX-16-16-W 	FJX900404W 1/4HBBW X 4 FEM JIC 90D 	FJX900606W 3/8 X FJX-06-06-W
FJX900808W 1/2 X FJX-08-08-W 	FJX901212W 3/4 X FJX-12-12-W 	FPX0808W 1/2HBBW X -8 FEM NPSM 	MB0606W 3/8HBBW X -6 MORB THREAD 	MB0608W 3/8HBBW X -8 MORB THREAD 	MB0808W 1/2HBBW X -8 MORB RIGID 	MB0810W 1/2HBBW X -10 MALE ORB 	MB1212W 3/4HBBW MALE ORB COUPLING

FITTINGS

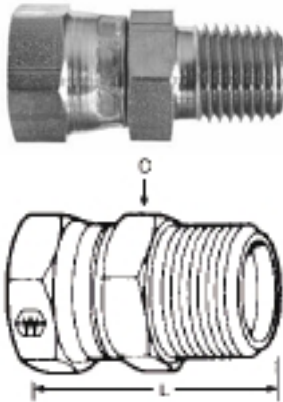


IBS, INCORPORATED

High Pressure Hyd. Hose & Fittings O15

High Pressure Hydraulic Fittings

Female Pipe (NPSM Female Swivel) to Male Pipe



IBS No.	NPSM Swivel Nut	MPT	HEX	L	Qty
9205x2x2	1/8-27	1/8-27	9/16	.900	5
9205x2x4	1/8-27	1/4-18	11/16	1.187	5
9205x4x4	1/4-18	1/4-18	1/16	1.200	5
9205x4x6	1/4-18	3/8-18	11/16	1.200	5
9205x6x4	3/8-18	1/4-18	5/8	1.210	5
9205x6x6	3/8-18	3/8-18	3/4	1.240	5
9205x6x8	3/8-18	1/2-14	7/8	1.540	5
9205x8x6	1/2-14	3/8-18	7/8	1.330	5
9205x8x8	1/2-14	1/2-14	1	1.640	5
9205x8x12	1/2-14	3/4-14	1-1/4	1.620	2
9205x12x12	3/4-14	3/4-14	1-1/4	1.680	2
9205x16x16	1-11-1/2	1-11-1/2	1-1/2	2.010	2

Female Pipe (NPSM Female Swivel) to Male Pipe 90° Elbow



IBS No.	NPSM Swivel Nut	MPT	HEX	L	L1	Qty
9405x4x4	1/4-18	1/4-18	11/16	.980	.750	5
9405x4x6	1/4-18	3/8-18	11/16	1.090	.810	5
9405x6x4	3/8-18	1/4-18	13/16	1.090	.900	5
9405x6x6	3/8-18	3/8-18	7/8	1.090	.900	2
9405x6x8	3/8-18	1/2-14	1	1.840	1.020	2
9405x8x6	1/2-14	3/8-18	1	1.280	1.020	2
9405x8x8	1/2-14	1/2-14	1	1.350	1.020	2
9405x8x12	1/2-14	1/2-14	1-1/4	1.490	1.140	2
9405x12x12	3/4-14	3/4-14	1-1/4	1.490	1.200	2
9405x16x16	1-11-1/2	1-11-1/2	1-1/2	2.380	1.440	2

FITTINGS

Swivel Fittings

IBS No. 739R • 15

Items • 30 Pcs

Packaged in a Locking Steel
Drawer for Easy Storage &
Organization

IBS, Inc. SPECIALTY PRODUCTS FOR MAINTENANCE & REPAIR INDUSTRIALBOLT.COM © 2008 800-678-1906					Swivel Fittings
					Assortment No. 739R
9205X2X4 1/8 X 1/4 FEMALE PIPE SWIVEL TO MALE PIPE	9205X4X4 1/4 X 1/4 FEMALE PIPE SWIVEL TO MALE PIPE	9205X4X6 1/4 X 3/8 FEMALE PIPE SWIVEL TO MALE PIPE	9205X6X4 3/8 X 1/4 FEMALE PIPE SWIVEL TO MALE PIPE	9205X6X6 3/8 X 3/8 FEMALE PIPE SWIVEL TO MALE PIPE	
9205X6X8 3/8 X 1/2 FEMALE PIPE SWIVEL TO MALE PIPE	9205X8X6 1/2 X 3/8 FEMALE PIPE SWIVEL TO MALE PIPE	9205X8X8 1/2 X 1/2 FEMALE PIPE SWIVEL TO MALE PIPE			
9405X4X4 1/4 X 1/4 FEMALE PIPE SWIVEL TO MALE PIPE 90DG	9405X4X6 1/4 X 3/8 FEMALE PIPE SWIVEL TO MALE PIPE 90DG	9405X6X4 3/8 X 1/4 FEMALE PIPE SWIVEL TO MALE PIPE 90DG	9405X6X6 3/8 X 3/8 FEMALE PIPE SWIVEL TO MALE PIPE 90DG	9405X6X8 3/8 X 1/2 FEMALE PIPE SWIVEL TO MALE PIPE 90DG	
9405X8X6 1/2 X 3/8 FEMALE PIPE SWIVEL TO MALE PIPE 90DG	9405X8X8 1/2 X 1/2 FEMALE PIPE SWIVEL TO MALE PIPE 90DG				

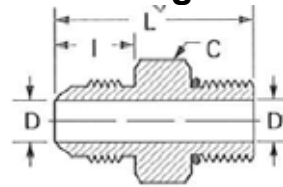
IBS, INCORPORATED

High Pressure Hyd. Hose & Fittings O15



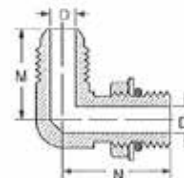
High Pressure Hydraulic Fittings

JIC 37° Straight Thread BOSS O-Ring Connector



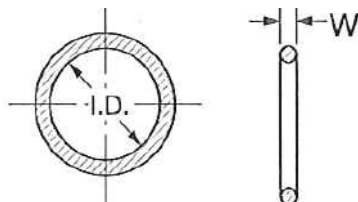
IBS No.	Tube O.D.	Port Size	HEX C	D	D1	I	L	Pkg Qty
C5315X4	1/4	1/4	9/16	.172	.172*	.55	1.23	5
C5315X4X6	1/4	3/8	11/16	.172	.297*	.55	1.29	5
C5315X6X4	3/8	1/4	11/16	.297	.172	.56	1.27	5
C5315X6	3/8	3/8	11/16	.297	.297*	.56	1.30	5
C5315X6X8	3/8	1/2	7/8	.297	.391*	.56	1.38	5
C5315X8X6	1/2	3/8	13/16	.391	.291	.66	1.44	5
C5315X8	1/2	1/2	7/8	.391	.391*	.66	1.48	5
C5315X8X12	1/2	3/4	1-1/4	.609	.609*	.66	1.76	5
C5315X12X8	3/4	1/2	1-1/4	.609	.391	.86	1.94	5
C5315X16	1	1	1-1/2	.844	.844*	.91	2.04	2

JIC 37° 90° Elbow Straight Thread BOSS O-Ring Connector



IBS No.	Tube O.D.	Port Size	D	D1	M	N	Across Flats	Pkg Qty
C5515X4	1/4	1/4	.172	.172	.89	1.03	1/2	5
C5515X6	3/8	3/8	.297	.297	1.06	1.25	5/8	5
C5515X6X8	3/8	1/2	.297	.391	1.16	1.45	13/16	5
C5515X8x6	1/2	3/8	.391	.297	1.25	1.34	13/16	5
C5515X8	1/2	1/2	.391	.391	1.25	1.45	13/16	5
C5515X12	3/4	3/4	.609	.609	1.66	1.94	1-1/8	2
C5515X16	1	1	.844	.844	1.81	2.05	1.38	2

Straight Thread BOSS O-Ring



IBS No.	Tube O.D.	W	D	Qty
7629X4	1/4	.072	.351	25
7629X6	3/8	.078	.468	25
7629X8	1/2	.087	.644	25
7629X10	5/8	.097	.755	25
7629X12	3/4	.116	.924	25
7629X16	1	.116	1.171	25

FITTINGS



















IBS, INCORPORATED

High Pressure Hyd. Hose & Fittings O15

Boss O-Ring Fitting Assortment

IBS No. 737R • 15 Items • 46 Pcs.








Packaged in a locking steel drawer for easy storage & organization

 IBS, Inc. <small>SPECIALTY PRODUCTS FOR MAINTENANCE & REPAIR INDUSTRIALBOLT.COM © © © 800-678-1906</small>					Boss O-Ring Fittings
Assortment No. 737R					
C5315X4 1/4 X 1/4 MALE JIC TO MALE O-RING BOSS 	C5315X4X6 1/4 X 3/8 MALE JIC TO MALE O-RING BOSS 	C5315X6X4 3/8 X 1/4 MALE JIC TO MALE O-RING BOSS 	C5315X6 3/8 X 3/8 MALE JIC TO MALE O-RING BOSS 	C5315X6X8 3/8 X 1/2 MALE JIC TO MALE O-RING BOSS 	
C5315X8X6 1/2 X 3/8 MALE JIC TO MALE O-RING BOSS 	C5315X8 1/2 X 1/2 MALE JIC TO MALE O-RING BOSS 	C5315X12X8 3/4 X 1/2 MALE JIC TO MALE O-RING BOSS 	C5315X12 3/4 X 3/4 MALE JIC TO MALE O-RING BOSS 		
C5515X4 1/4 MALE JIC TO MALE O- RING BOSS 90DG 	C5515X6 3/8 MALE JIC TO MALE O- RING BOSS 90DG 	C5515X6X8 3/8 X 1/2 MALE JIC TO MALE O-RING BOSS 90DG 	C5515X8X6 1/2 X 3/8 MALE JIC TO MALE O-RING BOSS 90DG 	C5515X8 1/2 MALE JIC TO MALE O- RING BOSS 90DG 	
C5515X12 3/4 MALE JIC TO MALE O- RING BOSS 90DG 					

Straight Thread BOSS O-Ring Travel Tray (Z02)

IBS No. 742R • 6 Items • 135 Pcs

Packaged in a locking plastic container for easy storage & organization

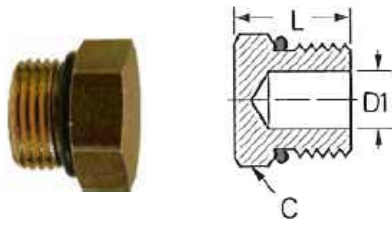
 IBS, Inc. <small>SPECIALTY PRODUCTS FOR MAINTENANCE & REPAIR INDUSTRIALBOLT.COM © © © 800-678-1906</small>						Straight Thread O-Rings (BOSS)
Assortment No. 742R						
7629X4 1/4 O-RING BOSS 	7629X6 3/8 O-RING BOSS 	7629X8 1/2 O-RING BOSS 	7629X10 5/8 O-RING BOSS 	7629X12 3/4 O-RING BOSS 	7629X16 1" O-RING BOSS 	



FITTINGS

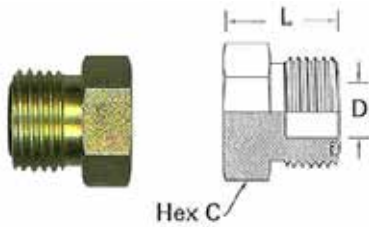
IBS, INCORPORATED

High Pressure Hyd. Hose & Fittings O15



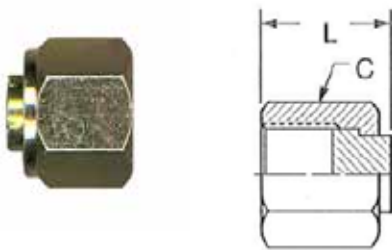
BOSS O-Ring Hex Head Plug

IBS No.	Size	W	D	D1 OPT	Pkg Qty
7237X4	1/4	9/16	.67	.203	5
7237X6	3/8	11/16	.73	.297	5
7237X8	1/2	7/8	.80	.422	5
7237X10	5/8	1	.93	.500	5
7237X12	3/4	1-1/4	1.09	.656	5
7237X16	1	1-1/2	1.12	.875	5



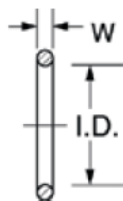
For-Seal Plugs

IBS No.	Tube O.D.	Hex C	D	L	Pkg Qty
4229X4	1/4	5/8	.172	.659	5
4229X6	3/8	3/4	.264	.751	5
4229X8	1/2	7/7	.378	.854	5
4229X10	5/8	1-1/16	.484	1.020	5
4229X12	3/4	1-1/4	.609	1.080	5
4229X16	1	1-1/2	.811	1.100	5



For-Seal Caps

IBS No.	Tube O.D.	Hex C	L	Pkg Qty
4129X4	1/4	11/16	.67	5
4129X6	3/8	13/16	.75	5
4129X8	1/2	15/16	.90	5
4129X10	5/8	1-1/8	1.00	5
4129X12	3/4	1-3/8	1.10	2
4129X16	1	1-5/8	1.17	2



Material:
Buna N, 90 Durometer

Temperature:
-40°F to +250°F
(-40°C to 121°C)

Standard o-ring
complies with SAE
Specification SAE J515
Type CH

For-Seal O-Rings (Flat Face)

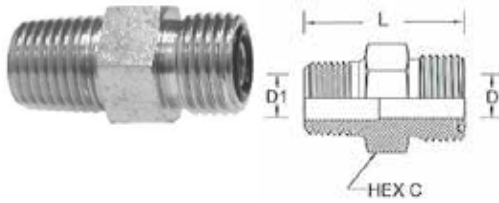
IBS No.	Tube O.D.	W	I.D.	Pkg Qty
4629X4	1/4	.070 ± .005	.301 ± .005	25
4629X6	3/8	.070 ± .005	.364 ± .005	25
4629X8	1/2	.070 ± .005	.489 ± .005	25
4629X10	5/8	.070 ± .005	.614 ± .005	25
4629X12	3/4	.070 ± .005	.739 ± .005	25
4629X16	1	.070 ± .006	.926 ± .006	25
4629X20	1-1/4			

F I T T I N G S



IBS, INCORPORATED

High Pressure Hyd. Hose & Fittings O15



For-Seal Male Pipe Adapter

IBS No.	Tube O.D.	Size	Hex C	D	D1	L	Pkg Qty
4205X6X6	3/8	3/8	3/4	.261	.406	1.30	5
4205X8X8	1/2	1/2	7/8	.378	.484	1.64	5



For Use on Split Flange Fittings

Split Flange O-Rings

IBS No.	Tube O.D.	W	I.D.	Pkg Qty
8X252	1/2	1/8	3/4	5
12X252	3/4	1/8	1	5
16X252	1	1/8	1-5/16	5
20X252	1-1/4	1/8	1-1/2	5
24X252	1-1/2	1/8	1-7/8	5
32X252	2	1/8	2-1/4	5

FITTINGS

IBS, Inc.
SPECIALTY PRODUCTS FOR MAINTENANCE & REPAIR
INDUSTRIALBOLTY.COM • • • 800-678-1506

Boss and For-Seal O-Ring Fittings Cap and Plugs

Assortment No. 736R

7237X4 1/4 O-RING BOSS PLUG	7237X6 3/8 O-RING BOSS PLUG	7237X8 1/2 O-RING BOSS PLUG	7237X10 5/8 O-RING BOSS PLUG	7237X12 3/4 O-RING BOSS PLUG
4229X4 1/4 FOR-SEAL PLUG	4229X6 3/8 FOR-SEAL PLUG	4229X8 1/2 FOR-SEAL PLUG	4229X10 5/8 FOR-SEAL PLUG	4229X12 3/4 FOR-SEAL PLUG
4129X4 1/4 FOR-SEAL CAP	4129X6 3/8 FOR-SEAL CAP	4129X8 1/2 FOR-SEAL CAP	4129X10 5/8 FOR-SEAL CAP	4129X12 3/4 FOR-SEAL CAP

Boss and For-Seal Plugs and Caps
IBS No. 736R
15 Items • 48 Pcs.
Packaged in a large steel drawer for easy storage & organization

IBS, Inc.
SPECIALTY PRODUCTS FOR MAINTENANCE & REPAIR
INDUSTRIALBOLTY.COM • • • 800-678-1506

Hydraulic O-Ring Assortment

Assortment No. 805R

8X252 1/2 SPLIT FLANGE O-RING	12X252 3/4 SPLIT FLANGE O-RING	16X252 1" SPLIT FLANGE O-RING	20X252 1-1/4 SPLIT FLANGE O-RING	24X252 1-1/2 SPLIT FLANGE O-RING
32X252 2" SPLIT FLANGE O-RING	4629X4 1/4 FOR-SEAL O-RING	4629X6 3/8 FOR-SEAL O-RING	4629X8 1/2 FOR-SEAL O-RING	4629X10 5/8 FOR-SEAL O-RING
4629X12 3/4 FOR-SEAL O-RING	4629X16 1" FOR-SEAL O-RING	4629X20 1-1/4 FOR-SEAL O-RING	7629X4 1/4 O-RING BOSS STRAIGHT THREAD	7629X6 3/8 O-RING BOSS STRAIGHT THREAD
7629X8 1/2 O-RING BOSS STRAIGHT THREAD	7629X10 5/8 O-RING BOSS STRAIGHT THREAD	7629X12 3/4 O-RING BOSS STRAIGHT THREAD	7629X16 1IN O-RING BOSS STRAIGHT THREAD	

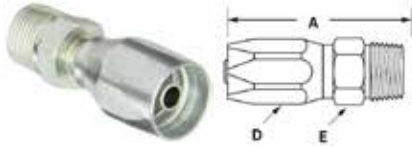
Hydraulic O-Ring Assortment
IBS No. 805R
19 Items • 162 Pcs.
Packaged in a large steel drawer for easy storage & organization



Field Attachable Hydraulic Fittings

- Usage: Medium pressure and high temperature hose lines for a variety of applications, including truck, industrial, and small engines where temperature may be a problem.
- Use with medium pressure SAE 100R5 hose.
- Non-Mandrel assembly.

Male NPTF Pipe - Rigid Straight



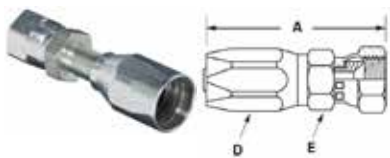
IBS No.	W'Head No.	Pipe Size	Thread	Hose ID	A	Hose Cut-Off Factor	Hole Dia.	Hex D	Hex E
20120-2-4	24704N-102	1/8	1/8-27	3/16	1.71	1	.12	5/8	7/16
20120-4-4	24704N-104	1/4	1/4-18	3/16	1.87	1.12	.12	5/8	9/16
20120-4-5	24705N-104	1/4	1/4-18	1/4	1.96	1.25	.18	11/16	9/16
20120-4-6	24706N-104	1/4	1/4-18	5/16	2.08	1.25	.25	13/16	9/16
20120-6-6	24706N-106	3/8	3/8-18	5/16	2.11	1.25	.25	13/16	11/16
20120-6-8	24708N-106	3/8	3/8-18	13/32	2.48	1.33	.36	15/16	11/16
20120-8-8	24708N-108	1/2	1/2-14	13/32	2.73	1.58	.36	15/16	7/8
20120-8-10	24710N-108	1/2	1/2-14	1/2	2.88	1.63	.45	1-1/8	7/8
20120-12-10	24710N-112	3/4	3/4-14	1/2	2.94	1.69	.45	1-1/8	1-1/8
20120-12-12	24712N-112	3/4	3/4-14	5/8	3.24	1.67	.55	1-1/4	1-1/4

SAE Male Inverted Swivel



IBS No.	W'Head No.	Pipe Size	Thread	Hose ID	A	Hose Cut-Off Factor	Hole Dia.	Hex D	Hex F
22820-4-4	24704N-B04	1/4	7/16-24	3/16	2.54	1.81	.18	5/8	7/16
22820-5-5	24705N-B05	5/16	1/2-20	1/4	2.75	2.00	.21	11/16	1/2
22820-6-6	24706N-B06	3/8	5/16-18	5/16	2.91	2.00	.31	13/16	5/8
22820-8-8	24708N-B08	1/2	3/4-18	13/32	3.63	2.00	.43	15/16	3/4

SAE 37° Female Swivel



IBS No.	W'Head No.	Pipe Size	Thread	Hose ID	Hose Cut-Off Factor	Hole Dia.	A	D	E
20620-6-6	24706N-606	3/8	9/16-18	5/16	1.50	.25	2.35	13/16	11/16
20620-8-8	24708N-608	1/2	3/4-16	13/32	1.75	.36	2.82	15/16	7/8
20620-12-12	24712N-612	3/4	1-1/16-12	5/8	1.94	.55	3.46	1-1/4	1-1/4

SAE 45° Female Swivel



IBS No.	W'Head No.	Pipe Size	Thread (in.)	Hose ID	Hose Cut-Off Factor	Hole Dia.	A	Hex D	Hex E
20820-4-4	24704N-604	1/4	7/16-20	3/16	1.31	.13	2.01	5/8	9/16
20820-5-5	24705N-605	5/16	1/2-20	1/4	1.50	.18	2.19	11/16	5/8
20820-6-6	24706N-406	3/8	5/8-18	5/16	1.46	.25	2.36	13/16	3/4
20820-8-8	24708N-608	1/2	3/4-16	13/32	1.75	.36	2.82	15/16	7/8
20820-8-10	24710N-608	1/2	3/4-16	1/2	1.75	.39	3.04	1-1/8	7/8
20820-10-10	24710N-610	5/8	7/8-14	1/2	1.75	.45	3.04	1-1/8	1
20820-12-12	24712N-412	3/4	1-1/16-14	5/8	1.92	.55	3.49	1-1/4	1-1/4

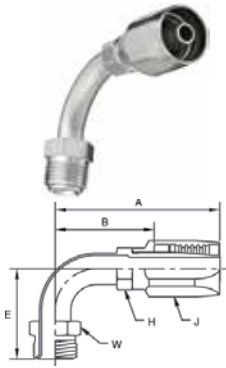
FITTINGS



IBS, INCORPORATED

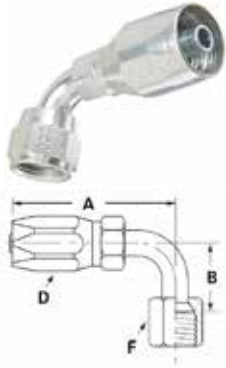
Medium Pressure Hyd. Hose & Fittings O15

FITTINGS



Male Inverted SAE 45° Swivel 90° Elbow

IBS No.	W'Head No.	Pipe Size	Thread (in.)	Hose ID	Hose Cut-Off Factor	Hole Dia.	A	B	Hex D	Hex F
26920-4-4	24704N-E04	1/4	7/16-24	3/16	1.62	.18	2.36	1.69	5/8	7/16
26920-5-5	24705N-E05	5/16	1/2-20	1/4	1.75	.24	2.53	1.69	11/16	1/2
26920-6-6	24706N-E06	3/8	5/8-18	5/16	1.73	.30	2.63	1.73	7/8	5/8



Female SAE 45° Swivel 90° Elbow

IBS No.	W'Head No.	Pipe Size	Thread (in.)	Hose ID	A	B	Hose Cut-Off Factor	Hole Dia.	Hex D	Hex F
27920-4-4	24704N-664	1/4	7/16-20	3/16	1.74	.68	0.99	.12	5/8	9/16
27920-5-5	24705N-665	5/16	1/2-20	1/4	1.96	.77	1.18	.18	11/16	5/8
27920-6-6	24706N-466	3/8	5/8-18	5/16	2.13	.85	1.23	.25	13/16	3/4
27920-8-8	24708N-668	1/2	3/4-16	13/32	2.76	1.09	1.61	.38	15/16	7/8
27920-10-10	24710N-670	5/8	7/8-14	1/2	2.94	1.23	1.62	.45	1-1/8	1
27920-12-12	24712N-472	3/4	1-1/16-14	5/8	3.67	1.82	2.17	.55	1-1/4	1-1/4

Field Attachable Fittings (Z02)

IBS No. 750R • 11 Items • 19 Pieces

Packaged in locking steel drawer for easy storage & organization

Field Attachable Fittings

Assortment No. 750R

<p>20620-6-6 5/16 X 3/8 JIC 37DGR F STRAIGHT SWIVEL</p>	<p>20820-8-8 13/32 X 1/2 SAE 45DGR F STRAIGHT SWIVEL</p>	<p>27920-4-4 3/16 X 1/4 SAE 45DGR FLARE F SWIVEL 90DGR ELBOW</p>
<p>20620-8-8 13/32 X 1/2 JIC 37DGR F STRAIGHT SWIVEL</p>	<p>20820-10-10 1/2 x 5/8 SAE 45DGR F STRAIGHT SWIVEL</p>	<p>27920-6-6 5/16 X 3/8 SAE 45DGR FLARE F SWIVEL 90DGR ELBOW</p>
<p>20820-4-4 3/16 X 1/4 SAE 45DGR F STRAIGHT SWIVEL</p>	<p>20120-8-8 13/32 X 1/2 MALE PIPE RIGID</p>	<p>27920-8-8 13/32 X 1/2 SAE 45DGR FLARE F SWIVEL 90DGR ELBOW</p>
<p>20820-6-6 5/16 X 3/8 SAE 45DGR F STRAIGHT SWIVEL</p>	<p>27920-10-10 1/2 X 3/8 SAE 45DGR FLARE F SWIVEL 90DGR ELBOW</p>	



Nylon Pneumatic Tubing

Nylon tubing is a popular choice for low pressure pneumatic applications because of its combination of flexibility and toughness. Our pneumatic tubing uses a heat and light stabilized, very flexible high grade Nylon 12 compound that yields the finest quality tubing available. Nylon 12 raw materials feature good chemical resistance, low water absorption and superior dimensional stability. Nylon is the most recommended tubing material for all types of pneumatic circuits.

Temperature Range: -60°F to +200°F (-60°C to +93°C)



NYLON FRACTIONAL TUBING — 100 FT ROLL

O.D.	I.D.	IBS No.	Color	Thick	O.D.	I.D.	IBS No.	Color	Thick
1/8	0.093	61210	Natural	0.016	3/16	0.137	61330	Natural	0.025
		61211	Black				61331	Black	
		61212	Red				61332	Red	
		61213	Blue				61333	Blue	
		61214	Green				61334	Green	
		61215	Yellow				61335	Yellow	
		61216	Orange				61336	Orange	
		61217	Gray				61337	Gray	
5/32	0.106	61230	Natural	0.025	1/4	0.170	61440	Natural	0.040
		61231	Black				61441	Black	
		61232	Red				61442	Red	
		61233	Blue				61443	Blue	
		61234	Green				61444	Green	
		61235	Yellow				61445	Yellow	
		61236	Orange				61446	Orange	
		61237	Gray				61447	Gray	
3/8	0.275	61660	Natural	0.050	1/2	0.375	61880	Natural	0.035
		61661	Black				61881	Black	
		61662	Red				61882	Red	
		61663	Blue				61883	Blue	
		61664	Green				61884	Green	
		61665	Yellow				61885	Yellow	
		61666	Orange				61886	Orange	
		61667	Gray				61887	Gray	

FITTINGS



IBS, INCORPORATED

Poly-Push Fittings O12

Nylon Pneumatic Tubing



NYLON METRIC TUBING — 100 FT ROLL

O.D.	I.D.	IBS No.	Color	Thick	O.D.	I.D.	IBS No.	Color	Thick
4MM	2.7MM Working Pressure @75°F 275PSI	71020	Natural	.65MM	10MM	8MM Working Pressure @75°F 180PSI	71100	Natural	1.0MM
		71021	Black				71101	Black	
O.D.	I.D.	IBS No.	Color	Thick	O.D.	I.D.	IBS No.	Color	Thick
6MM	4MM Working Pressure @75°F 280PSI	71060	Natural	1MM	12MM	10MM Working Pressure @75°F 165PSI	71120	Natural	1.0MM
		71061	Black				71121	Black	
O.D.	I.D.	IBS No.	Color	Thick					
8MM	6MM Working Pressure @75°F 210PSI	71080	Natural	1MM					

NT100 "Nylon" 11 (O13)



Note: When using copper tubing air brake fittings with nylon tubing, an insert must be used to prevent the tubing from collapsing.

Developed specifically for air brake applications. Can also be used in a wide range of instrumentation and secondary air systems.

Meets all requirements of SAE J844, Type A & B and DOT FMVSS 571.106. 1/8" O. D. size does not meet DOT standards. Offers good resistance to butane, coal, gas, gasoline, kerosene, methane, oxygen, propane, turpentine.

- Type A: Available in 1/8", 1/4" and 5/16" sizes only - not reinforced.
- Type B: Available in 3/8" and larger sizes only - reinforced.
- Available in Black only.
- Temperature range: -40° F to +200° F.
- Construction: Core-nylon; Braid-POLYAMIDE (3/8" and larger sizes only); Jacket-nylon Contains Ultra-Violet Stabilizer
- Application: Air brake systems except where temperatures exceed +200° F or where battery acid can drip on tubing.

IBS No.	O.D. in	Wall in.	MAX Working Pressure PSI 75°F	MIN Burst Pressure PSI 75°F	MIN Bend Radius 70°F	Lbs. Per 100 Ft	Coil Length Feet
NT10002	1/8	.023	150	1000	.375"	.4	25
NT10004	1/4	.040	150	1200	1.0"	1.2	25
NT10006	3/8	.062	150	1400	1.5"	2.9	25
NT10008	1/2	.062	150	950	2.0"	3.8	25
NT10010	5/8	.092	150	900	2.5"	6.8	25

F
I
T
T
I
N
G
S

IBS, INCORPORATED

Miscellaneous Hose & Tubing O13



SAE 30R7 Fuel Line Hose

LOW PRESSURE HOSE (Not for Electronic Fuel Injection)

Multi-purpose hose for use on fuel lines, PCV and EEC systems and for fuel return hose connections on diesel fuel injection systems. Approved for use with leaded and unleaded gasoline, diesel and gasoline blends of ethanol, methanol, and ethers (up to the legal limits allowed by the EPA).



Features:

- Reinforced construction.
- Nitrile tube.
- Hypalon* cover resists the effects of high heat and ozone found in engine compartments.
- Meets or exceeds SAE, OEM Federal and State of California standards for fuel line eec systems. Meets SAE 30R6 and SAE 30R7 requirements.
- Vacuum rating of 24 In/Hg.

WARNING: DOT NOT USE FOR pressure lines on fuel injected engines or cooling system applications. Use Multi-Port Injection (MPI) hose for fuel applications.

IBS No.	Hose ID (in.)	Hose OD (mm)	Rated WP (psi)	Pkg Qty
423-3	3/16	4.8	50	25'
423-4	1/4	6.3	50	25'
423-5	5/16	8.0	50	25'
423-6	3/8	9.5	50	25'
423-8	1/2	12.7	50	25'

General Purpose Air Hose

This is an economical and versatile general purpose hose. Excellent for air and water service, it can also be used for many agricultural chemicals including Lasso herbicide. It's EPDM tube and cover resists heat, sunlight, ozone and weather. All sizes shown exceed RMA class C medium oil resistance criteria which includes reference B requirements. This hose is suitable for applications such as oil mist lubricating air lines, but NOT recommended for the transfer of petroleum products. 4:1 safety factor.



Tube: Black EPDM

Cover: Red EPDM

Reinforcement: Multiple textile plies

Temperature Range: -40°F to +200°F

IBS No.	Hose ID (in.)	Hose OD (mm)	Ply	Rated WP (psi)	Min. Bend Radius	Weight per 100 ft.	Pkg Qty
478-8	1/2	27/32	2	250 psi	4.5	23	50'
478-10	5/8	11/16	2	250 psi	5.5	29	50'
478-12	3/4	1-5/32	2	250 psi	6.0	37	50'

DOT Air Brake Hose

Meets: SAE, J1402, DOT/FMVSS 106 Type All

Temperature Range: -40°C to +100°C (-40°F to +212°F)

Applications include tractor to trailer lines, axle chamber lines and tractor service lines.



IBS No.	Hose I.D.		Hose O.D.		Maximum Operating Pressure		Minimum Burst Pressure		Minimum Bend Radius		QTY
	mm	in	mm	in	bar	psi	bar	psi	mm	in	
71038	9.7	0.38	19.1	0.75	16.0	225	62.0	900	44.5	1.75	25
71050	12.7	0.50	22.4	0.88	16.0	225	62.0	900	50.8	2.00	25

FITTINGS



IBS, INCORPORATED

Miscellaneous Hose & Tubing O13

Yellow Belly PVC Air Hose (V03)

High Visibility Hose with Male NPT Rigid Ends

Yellow Belly Hybrid PVC Air Hose is constructed of a lightweight yet durable hybrid PVC material, and offers an superior alternative to the traditional rubber air hose.



- Half the weight of traditional rubber hose makes it easier to work with.
- Stays flexible in cold weather down to -40°F makes it ideal for colder, outdoor environments.
- Lays flat on the ground and resists kinking for safer use with less chance of tripping over or getting caught.
- Higher working pressure than traditional rubber hose — 300 psi vs 200 psi.
- Bright yellow color makes for improved shop safety.

Hose Material: Hybrid PVC resin

Working Pressure: 300 PSI

Temp Range: -40°F to +200°F

Good Abrasion Resistance

Good Chemical Resistance

IBS No.	Hose ID (in.)	Length (ft.)	Fitting	Color	Rated WP (psi)	Pkg Qty
130530	1/4	50	1/4" NPT Male	Yellow	300	1
130531	1/4	100	1/4" NPT Male	Yellow	300	1
130532	3/8	50	1/4" NPT Male	Yellow	300	1
130533	3/8	100	1/4" NPT Male	Yellow	300	1

SAE20R3 Standard Heater Hose

This lightweight hose is designed for automotive coolant heater hose service. Also ideal for low-pressure water discharge. It is resistant to Lasso herbicide. 4:1 safety factor. **SOLD BY THE FOOT. 25 FT. MINIMUM ORDER**



Tube: Black EPDM

Cover: Black EPDM

Reinforcement: Multiple Textile Plies

Temperature Range: -40°F to +200°F

IBS No.	Hose ID (in.)	Hose OD (mm)	Ply	Rated WP (psi)	Min. Bend Radius (in)	Weight per 100 Ft.
452-10	5/8	29/32	2	62 psi	3.75	21
452-12	3/4	1-1/32	2	50 psi	4.50	25
452-16	1	1-13/32	2	44 psi	7.0	45

Vacuum Tubing (EPDM Rubber)

SAE J1037 Type 2 Specifications Sold by the Foot



IBS No.	ID (in.)	OD (in)	Nipple Size	Pkg Qty
431-2	7/64	9/32	1/8	50 ft.
431-5	5/32	5/16	3/16	50 ft.
431-7	7/32	13/32	1/4	50 ft.

FITTINGS

IBS, INCORPORATED

High Pressure Hyd. Hose & Fittings O15



High Pressure Hose - Braided

SAE 100R1 Hydraulic Hose

Recommended for: Medium pressure hydraulic oil lines
 Tube: Oil resistant synthetic rubber
 Reinforcement: One high tensile steel rubber wire braid
 Cover: Abrasion, ozone and weather-resistant synthetic rubber
 Meets flame resistant MSHA designation
 Temperature Range: -40°F to +212°F (+248°F Max)



IBS No.	W'Head No.	Hose ID	Hose OD (in.)	Rated WP (psi)	Min.Burst (psi)	Min Bend (in.)	Pkg	Spool
R1S04	H10404	1/4	0.53	3265	13053	4	25'	500
R1S06	H10406	3/8	0.69	2610	10443	5	25'	500
R1S08	H10408	1/2	0.81	2320	9282	7	25'	350
R1S10	H10410	5/8	0.93	1885	7542	8	25'	650
R1S12	H10412	3/4	1.09	1525	6092	9.5	25'	500
R1S16	H10416	1	1.40	1275	5076	12	25'	280

SAE 100R2 Hydraulic Hose

Recommended for: High pressure hydraulic oil lines
 Tube: Oil resistant synthetic rubber
 Reinforcement: Two high tensile steel rubber wire braid
 Cover: Abrasion, ozone and weather-resistant synthetic rubber
 Meets flame resistant MSHA designation
 Temperature Range: -40°F to +212°F (+248°F Max)



IBS No.	W'Head No.	Hose ID	Hose OD (in.)	Rated WP (psi)	Min.Burst (psi)	Min Bend (in.)	Pkg	Spool
R2S04	H42504	1/4	0.59	5800	23200	4	25'	500
R2S06	H42506	3/8	0.475	4785	19140	5	25'	450
R2S08	H42508	1/2	0.87	3990	15960	7	25'	320
R2S10	H42510	5/8	1.00	3625	14500	8	25'	520
R2S12	H42512	3/4	1.15	3120	12480	9.5	25'	400
R2S16	H42516	1	1.50	2395	9580	12	25'	165

SAE 100R16 Hydraulic Hose

Recommended for: High pressure hydraulic oil lines
 Tube: Oil resistant synthetic rubber
 Reinforcement: Two high tensile steel rubber wire braid
 Cover: Abrasion, ozone and weather-resistant synthetic rubber
 Meets flame resistant MSHA designation
 Temperature Range: -40°F to +212°F (+248°F Max)



IBS No.	W'Head No.	Hose ID	Hose OD (in.)	Rated WP (psi)	Min.Burst (psi)	Min Bend (in.)	Pkg	Spool
R16S04	H24504	1/4	0.57	5800	23200	2	25'	500
R16S06	H24506	3/8	0.74	4780	19120	2.5	25'	450
R16S08	H24508	1/2	0.86	3980	15920	3.5	25'	320
R16S10	H24510	5/8	1.00	3620	14480	4	25'	520
R16S12	H24512	3/4	1.14	3110	12440	4.8	25'	400
R16S16	H24516	1	1.44	2390	9560	6	25'	200

FITTINGS



IBS, INCORPORATED

High Pressure Hyd. Hose & Fittings O15

Medium Pressure Hose - Braided O15

SAE 100R5 Hydraulic Hose

Recommended for: Medium pressure hydraulic oil lines and other air, water and oil service.

Meets or exceeds requirements of SAE 100R5.

Tube: Black synthetic rubber


Reinforcement: Textile inner braid and a braid of higher tensile steel wire.

Cover: Black, oil resistant textile braid

Temperature Range: -40°F to +250°F (intermittent 300°F)

Skiving Required: No

DOT approved for use in air brake systems



IBS No.	W'Head No.	Hose ID	Hose OD (in.)	Rated WP (psi)	Min.Burst (psi)	Min Bend (in.)	Pkg	Spool
R504	H06904	3/16	0.520	3,000	12,000	3.000	25'	250
R505	H06905	1/4	0.580	3,000	12,000	3.400	25'	250
R506	H06906	5/16	0.680	2,250	9,000	4.000	25'	250
R508	H06908	13/32	0.770	2,000	8,000	4.600	25'	250
R510	H06910	1/2	0.920	1,750	7,000	5.500	25'	250
R512	H06912	5/8	1.080	1,500	6,000	6.500	25'	250

F I T T I N G S

IBS, INCORPORATED

High Pressure Hyd. Hose & Fittings O15



Hydraulic Hose Shields (O13)



Hydraulic Hose Shields are durable wear shields made of an abrasion resistant material. Easily attached to nearly any size or type of hose these hydraulic hose shields can prevent up to 90% of all failure due to wear at points of contact. With an extremely high wear factor and a wide range of operating temperatures (-40°F to 430°F), the hose shield provides protection in a wide variety of applications.

Features:

- **Extremely high** wear factor.
- Formulated to resist solvents, oils, grease, gasoline, etc.
- Grooves protect cable ties and prevent slipping.
- Operating temperature range is -40° to 430°F.
- Exceptionally cost-effective.
- Installs in minutes — no need to remove hose.
- Available in 4", 6", 8", & 10" sizes.
- Wire ties included for easy assembly.

Protects:

- Hydraulic Hoses
- Battery Cables
- Wiring Harness
- Radiator Hoses
- Fuel Lines
- Air Lines
- Oil Lines
- Brake Systems

Where to Use:

- Agricultural
- Construction
- Industrial
- Mining
- Waste Mgmt
- Transportation
- Road Maintenance
- Brake Systems
- Oil Lines
- Aviation Support
- OEM Manufacturer

IBS No.	Size	Color	Qty	IBS No.	Size	Color	Qty
18180	4"	Black	5	18191	8"	Black	5
18181	4"	Orange	5	18192	8"	Orange	5
18182	4"	Yellow	5	18193	8"	Yellow	5
18185	6"	Black	5	18197	10"	Black	5
18186	6"	Orange	5	—	—	—	—
18187	6"	Yellow	5	—	—	—	—

Hydraulic Hose Shields Assortment (Z02)

IBS No. 367R • 10 Items • 25 Pcs

Packaged in a locking steel drawer for easy storage & organization.



F
I
T
T
I
N
G
S



IBS, INCORPORATED

Miscellaneous Hose & Tubing O13

Spiral Hose Wrap

1/2"

BLACK
5/8"

RED
3/4"

YELLOW

1"

GREEN

1-1/4"

PURPLE

1-1/2"

GRAY

Spiral Hose Wraps are a durable spiral protective wrapping designed for easy installation to existing hydraulic hoses as a quick and cost effective method for minimizing production losses. These hose shields provide protection against wear and damage caused by misuse, poor maintenance, or aggressive working environments.

- **Increases the life of hydraulic hoses**, reducing repairs and down time — Saves Money!
- Protects against abrasive wear and crushing damage.
- Rounded edges facilitate installation and reduce the risk of exposed sharp edges.
- Use to protect a single hose or to bundle hoses together.
- Spiral cut for ultimate flexibility.
- High resistance to ultraviolet weathering.
- Suitable for operations across a wide temperature range -180°F to +250°F.
- Suitable for use with all hydraulic fluids and is impervious to oils, solvent, etc.

Color Coded 8" Pieces

Color Coded 10' & 5' Coils

IBS No.	Size	Color	Use on	Qty	IBS No.	Size	Color	Use on	Qty
19000	1/2" x 8 in.	Black	1/4" ID	1	19001	1/2" x 10 ft.	Black	1/4" ID	1
19002	5/8" x 8 in.	Red	1/4" & 3/8" ID	1	19003	5/8" x 10 ft.	Red	1/4" x 3/8" ID	1
19004	3/4" x 8 in.	Yellow	3/8" ID	1	19005	3/4" x 10 ft.	Yellow	3/8" ID	1
19006	1" x 8 in.	Green	1/2" & 5/8" ID	1	19007	1" x 5 ft.	Green	1/2" x 5/8" ID	1
19008	1-1/4" x 8 in.	Purple	3/4" ID	1	19009	1-1/4" x 5 ft.	Purple	3/4" ID	1
19010	1-1/2" x 8 in.	Gray	1" & 1-1/4" ID	1	19011	1-1/2" x 5 ft.	Gray	1" & 1-1/4" ID	1

FITTINGS

Spiral Hose Shields Assortment (Z02)

IBS No. 777R

6 Items • 21 Pcs

Packaged in a locking steel drawer for easy storage & organization.



Black ONLY 8" Pieces

Black ONLY Cut to Length (5' Increments)

IBS No.	Size	Use on	Qty	IBS No.	Size	Use on	Qty
19000	1/2" x 8 in.	1/4" ID	1	19021	1/2"	1/4" ID	FT
19022	5/8" x 8 in.	1/4" & 3/8" ID	1	19023	5/8"	1/4" x 3/8" ID	FT
19024	3/4" x 8 in.	3/8" ID	1	19025	3/4"	3/8" ID	FT
19026	1" x 8 in.	1/2" & 5/8" ID	1	19027	1"	1/2" x 5/8" ID	FT
19028	1-1/4" x 8 in.	3/4" ID	1	19029	1-1/4"	3/4" ID	FT
19030	1-1/2" x 8 in.	1" & 1-1/4" ID	1	19031	1-1/2"	1" & 1-1/4" ID	FT

IBS, INCORPORATED

Cabinets & Tools T03



Hydraulic Crimper



- **Heavy duty** 60+ ton capacity
- 1/8 to 1-1/4 6-wire capability
- Fully adjustable crimp settings
- 0.125 to 2.75 crimp capability
- Auto micro-switch shut-off
- Good crimp visibility
- Comes with 5 dies standard: KHC-0520, KHC-0670, KHC-0830, KHC-1100, KHC-1320
- Includes die holder
- Quick crimp cycle time
- Well accepted Dayco die configuration
- Interchangeable with Dayco dies
- Built for longevity

IBS No.	Description	Qty
KH60	Hydraulic Crimper	1

HYDRAULIC CRIMP SPECIFICATIONS

STANDARD FITTINGS ON 100R16 & 100R2 HOSE

Hose	IBS No.	SIZE	DIE POSITION	DIE	CRIMP DIM.	GAUGE SETTING
100R16	R16S04	1/4"	TO KNURL	0.52	0.615	86
100R16	R16S06	3/8"	TO KNURL	0.67	0.74	91
100R16	R16S08	1/2"	TO KNURL	0.83	0.86	97
100R16	R16S10	5/8"	TO KNURL	0.83	1	73
100R16	R16S12	3/4"	TO KNURL	1.1	1.13	98
100R16	R16S16	1"	TO KNURL	1.32	1.425	84
100R2	R2S04	1/4"	TO KNURL	0.52	0.645	80
100R2	R2S06	3/8"	TO KNURL	0.67	0.8	76
100R2	R2S08	1/2"	TO KNURL	0.83	0.91	89
100R2	R2S10	5/8"	TO KNURL	0.83	1.03	66
100R2	R2S12	3/4"	TO KNURL	1.1	1.19	87
100R2	R2S16	1"	TO KNURL	1.5	1.507	99

W FITTINGS ON 100R16 & 100R2 HOSE

Hose	IBS No.	SIZE	DIE POSITION	DIE	CRIMP DIM.	GAUGE SETTING
100R16	R16S04	1/4"	FULL	0.67	0.67	100
100R16	R16S06	3/8"	FULL	0.67	0.815	78
100R16	R16S08	1/2"	FULL	0.83	0.945	82
100R16	R16S10	5/8"	FULL	1.1	1.178	90
100R16	R16S12	3/4"	FULL	1.1	1.23	80
100R16	R16S16	1"	FULL	1.5	1.555	95
100R2	R2S04	1/4"	FULL	0.67	0.695	100
100R2	R2S06	3/8"	FULL	0.83	0.845	97
100R2	R2S08	1/2"	FULL	0.83	0.97	77
100R2	R2S10	5/8"	FULL	1.1	1.2	89
100R2	R2S12	3/4"	FULL	1.1	1.285	69
100R2	R2S16	1"	FULL	1.5	1.665	73

FITTINGS



IBS, INCORPORATED

Hydraulic Couplers O17

ISO-A Female Pipe Couplers & Plugs

FEATURES: ISO-A

- Poppet valves prevent uncoupled leakage.
- Critical parts are induction hardened for durability.
- Dependable ball-locking mechanism holds the mating halves together.
- Socket and plug are precision machined from solid barstock.
- Standard nitrile seals temp range -40°F to +250°F.



ISO-A FEMALE PIPE COUPLER

IBS No.	Body Size	NPT	Qty
137782	1/2	1/2	1
137784	3/4	3/4	1
137786	1	1	1



ISO-A FEMALE PIPE PLUG

IBS No.	Body Size	NPT	Qty
137783	1/2	1/2	1
137785	3/4	3/4	1
137787	1	1	1

ISO 7241 -1 ISO-A INTERCHANGE (CONNECTED)

Steel Coupler / Plug

Body Size	Maximum Working		Burst	
	PSI	Bar	PSI	Bar
1/2"	4,000	275	16,500	1,100
3/4"	4,000	275	14,800	1,000
1"	4,000	275	12,400	850

HYDRAULIC ISO-A FEMALE COUPLER INTERCHANGE

IBS No.	Parker	Hansen	Tomco	Dixon	Safeway	Foster	Aeroquip
137782	6601-8-10	HA15231-00	CA5604-26	56-400	S565-4	AF15-08	5601-8-10S
137784	6601-12-12	HA15241-00	CA5606-31	56-660	S565-6	AF15-12	5601-12-12S
137786	6601-16-16	HA15251-00	CA5608-36	56-800	S565-8	AF15-16	5601-16-16S

HYDRAULIC ISO-A FEMALE PIPE PLUG INTERCHANGE

IBS No.	Parker	Hansen	Tomco	Dixon	Safeway	Foster	Aeroquip
137783	6602-8-10	HA15232-00	PA5604-26	57-400	S561-4	AM15-08	5602-8-10S
137785	6602-12-12	HA15242-00	PA5606-31	57-660	S561-6	AM15-12	5602-12-12S
137787	6602-16-16	HA15252-00	PA5608-36	57-800	S561-8	AM15-16	5602-16-16S

FITTINGS

Hydraulic Quick Couplers Assortment (Z02)

IBS No. 825R • 6 Items • 12Pcs
Packaged in a locking steel drawer for easy storage & organization.

Specialty Products for Maintenance & Repair
INDUSTRIAL BOLT.COM • © & © 800-878-1506

Hydraulic Quick Couplers

Assortment No. 825R

<p style="font-size: 8px;">137782 1/2 X 1/2 ISO-A F PIPE COUPLER HYDRAULIC QUICK DISCONNECT</p>	<p style="font-size: 8px;">137784 3/4 X 3/4 ISO-A F PIPE COUPLER HYDRAULIC QUICK DISCONNECT</p>	<p style="font-size: 8px;">137786 1 X 1 ISO-A F PIPE COUPLER HYDRAULIC QUICK DISCONNECT</p>	<p style="font-size: 8px;">137787 1 X 1 ISO-A F PIPE PLUG HYDRAULIC QUICK DISCONNECT</p>
<p style="font-size: 8px;">137783 1/2 X 1/2 ISO-A F PIPE PLUG HYDRAULIC QUICK DISCONNECT</p>	<p style="font-size: 8px;">137785 3/4 X 3/4 ISO-A F PIPE PLUG HYDRAULIC QUICK DISCONNECT</p>		

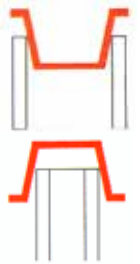
IBS, INCORPORATED

Miscellaneous Hose & Tubing O13



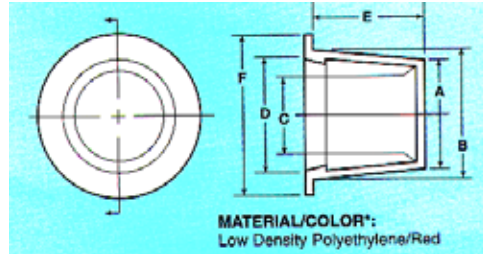
Pipe Thread Protectors NPT Male/Female

Pipe thread protectors can be used as either caps or plugs. Because they are tapered in design and made from highly pliable (or flexible) polyethylene, they cannot only be applied to fit snugly but are readily removable . . . whether used for capping or plugging.



WHEN PLUGGING
"B" Dia. must be at least 1% larger than hole to be plugged. Minimum .020"

WHEN CAPPING
"C" Dia. must be at least 1% smaller than hole to be capped. Minimum .020"



IBS No.	Description	Industry No.	A		B		C		D		E		F		Qty
			in.	mm	in.	mm	in.	mm	in.	mm	in.	mm	in.	mm	
18102	1/8 M NPT Plug	2X	.330	8.26	.396	10.06	.267	6.78	.333	8.46	.38	9.65	.53	13.48	25
18104	1/4 M NPT Plug	4	.419	10.64	.485	12.32	.356	9.04	.422	10.72	.38	9.65	.63	16.00	25
18106	3/8 M NPT Plug	6X	.550	13.97	.631	16.03	.487	12.37	.568	14.43	.47	11.94	.75	19.05	25
18108	1/2 M NPT Plug	9	.690	17.53	.788	20.02	.628	15.95	.726	18.44	.56	14.22	.94	23.88	25
18112	3/4 M NPT Plug	12X	.915	23.24	1.040	26.42	.855	21.72	.980	24.89	.69	17.53	1.16	29.47	25
18116	1 M NPT Plug	14	1.094	27.79	1.215	30.86	1.031	26.19	1.152	29.26	.75	19.05	1.41	35.82	25
18120	1-1/4 M NPT Plug	17S	1.513	38.43	1.600	40.64	1.451	36.86	1.537	39.04	.50	12.70	1.75	44.45	10
18124	1-1/2 M NPT Plug	20S	1.781	45.24	1.805	45.85	1.722	43.74	1.746	44.35	.38	9.65	2.00	50.80	10
18152	1/8 F NPT Cap	4	.419	10.64	.485	12.32	.356	9.04	.422	10.72	.38	9.65	.63	16.00	25
18154	1/4 F NPT Cap	6	.532	13.51	6.08	15.44	.468	11.89	.545	13.84	.44	11.18	.75	19.05	25
18156	3/8 F NPT Cap	8X	.675	17.15	7.55	19.18	.613	15.57	.693	17.60	.50	12.70	.88	22.35	25
18158	1/2 F NPT Cap	11	.802	20.37	.911	23.14	.740	18.80	.849	21.57	.63	16.00	1.06	26.93	25
18162	3/4 F NPT Cap	13X	.995	25.27	1.145	29.08	.933	23.70	1.083	27.51	.75	19.05	1.31	33.28	25
18166	1 F NPT Cap	15X	1.235	31.37	1.360	34.55	1.173	29.80	1.298	32.97	.81	20.57	1.50	38.10	25
18170	1-1/4 F NPT Cap	18	1.560	39.63	1.682	42.72	1.498	38.05	1.620	41.15	.75	19.05	1.88	47.75	10
18174	1-1/2 F NPT Cap	20	1.780	45.61	1.950	49.53	1.718	43.65	1.888	47.96	1.00	25.40	2.13	54.10	10

FITTINGS

Pipe Thread Protector Assortment (Z02)

IBS No. 203R • 16 Items • 340 Pieces

Packaged in locking steel drawer for easy storage & organization

Male/Female
Pipe Thread Protectors

Assortment No. 203R


<p style="font-size: x-small;">18102 1/8 MALE NPT POLY PLUG</p>	<p style="font-size: x-small;">18104 1/4 MALE NPT POLY PLUG</p>	<p style="font-size: x-small;">18106 3/8 MALE NPT POLY PLUG</p>	<p style="font-size: x-small;">18108 1/2 MALE NPT POLY PLUG</p>
<p style="font-size: x-small;">18112 3/4 MALE NPT POLY PLUG</p>	<p style="font-size: x-small;">18116 1 MALE NPT POLY PLUG</p>	<p style="font-size: x-small;">18120 1-1/4 MALE NPT POLY PLUG</p>	<p style="font-size: x-small;">18124 1-1/2 MALE NPT POLY PLUG</p>
<p style="font-size: x-small;">18152 1/8 FEMALE NPT POLY CAP</p>	<p style="font-size: x-small;">18154 1/4 FEMALE NPT POLY CAP</p>	<p style="font-size: x-small;">18156 3/8 FEMALE NPT POLY CAP</p>	<p style="font-size: x-small;">18158 1/2 FEMALE NPT POLY CAP</p>
<p style="font-size: x-small;">18162 3/4 FEMALE NPT POLY CAP</p>	<p style="font-size: x-small;">18166 1 FEMALE NPT POLY CAP</p>	<p style="font-size: x-small;">18170 1-1/4 FEMALE NPT POLY CAP</p>	<p style="font-size: x-small;">18174 1-1/2 FEMALE NPT POLY CAP</p>



IBS, INCORPORATED

Drain Cocks & Valves O05

F
I
T
T
I
N
G
S



Engine Oil Drain Valves

- **Drain engine oil without tools** and without mess.
- **Opens easily** — lift the lever of this solid brass ball valve and give it a quarter turn.
- Return the lever to its original position and it locks closed
- **Double sealed** to prevent leakage.
- Made of **corrosion resistant** forged brass and stainless steel.
- **Ball valve design** provides a straight flow for efficient drainage and a perfect seal when closed.
- **Eliminates frozen drain plug and stripped threads**, saving time and money!
- **Drawing samples for oil analysis is as easy as 1-2-3**
- **Available in sizes to fit** cars, light trucks, vans, heavy duty trucks and buses.

In the United States, the Engine Oil Drain Valve is being installed at the factory level on some of the vehicles and equipment made by Ford, Kohler, Freightliner, Caterpillar, JLG, GEHL, Ingersoll-Rand, Sullair, Toyota, Case, Magnetek, Timberjack, Lincoln Electric, Vermeer, Baldor, Terex, Deutz, Phaser Marine Generator, and more.

ENDORSEMENTS

The Engine Oil Drain Valve has been tested and granted "Genuine Parts" status by 6 major motor vehicle manufacturers in Japan, including Toyota, Nissan, Mazda, Mitsubishi, Subaru, and Isuzu.

SAE

IBS No.	Fumoto No.	Size	Qty
136301	F-101	1/2-20 NF	1
136302	T-204	3/4-16 NF	1
136303	T-203	1-18 NF	1
136304	T-205	1-1/8-12 NF	1

METRIC

IBS No.	Fumoto No.	Size	Qty
136305	F-103	M12-1.25	1
136306	F-107	M12-1/75	1
136307	F-111	M14-1.25	1
136308	F-106	M14-1.5	1
136309	F-108	M16-1.5	1
136311	F-104	M18-1.5	1
136312	T-211	M27-1.5	1

PIPE THREAD

IBS No.	Fumoto No.	Size	Qty
136313	F-110N	3/8-18	1
136314	T-202	1/2-14	1
136315	T-201	3/4-14	1



Hose Clamps

A

Assortments

- Band-It Clamp R-8
- Hose Clamp
 - Aero-Seal, Large R-3
 - Aero-Seal, Small R-3
 - Economy R-12
 - Liner, Large R-4
 - Liner, Small R-4
 - Two Ear Hose Clamp R-10

H

Hose Clamps

- BREEZE Constant Torque Liner
 - Assembly Instructions R-5
- BREEZE High Torque Liner R-6
- Center Punch Galvanized Band-It Clamps R-8
- Economy R-12
- Liner R-3, R-4
- Make-A-Clamp@Kits & Supplies R-7
- T-Bolt Clamps R-7
- Two Ear Hose Clamps R-10
- Worm-Drive
 - Aero-Seal R-3
 - Economy Clamps R-12
 - Liner R-4

T

Tools

- Band-It Center Punch Clamps
 - Heavy Duty Hand Tool R-9
 - Light Duty Hand Tool R-9
- Hose Clamp
 - Ear Clamp Side Jaw Pincers R-11
 - Ear Clamp Standard Jaw Pincers R-11



IBS, INCORPORATED

General Information

BREEZE Worm-Drive Clamp Systems

ADVANTAGES OVER OTHER CLAMP SYSTEMS




1. Special Shoulder - The shoulder behind the hex head keeps tools like sockets or nut drivers from jamming into the slots or band-end, making the clamp appear to be tight when it isn't.



2. $\frac{5}{16}$ " Hex Head - The $\frac{5}{16}$ " hex head found on all our clamps provides clearance for open-end wrenches, whereas larger hexes ($\frac{3}{8}$ ", etc.) do not, making wrench tightening difficult if not impossible.



3. Through Slotted - The open slot allows for the use of any size screwdriver. With larger screwdrivers it is easier to tighten the clamp. Slots that are closed at the sides require the use of a small screwdriver.



4. Corrosion Resistant - All clamps are 100% stainless steel. The band, saddle and housing are made from 300 series stainless steel and the screws are made from 410 stainless steel.

5. Finished edge on all bands, this prevents the clamp from damaging the hose.

6. Concave band compared to flat means the clamp seals from the center to the outside which produces uniformed sealing.

7. Arcial Cut Band compared to square cut. For smoother gear action and greater torquing for a stronger band which means less failure and labor savings.

8. Quadru-lock Housing - a housing with no welds to break, higher torque to band providing less cold water leaks and band failures due to stripped or broken clamps.

9. Exceeds by 50% the Quality Control Standards of an AMO MS Mil Spec for worm-drive clamps. These clamps have been used on space shuttles.

H
O
S
E
C
L
A
M
P
S

IBS, INCORPORATED

Liner Hose Clamps S.S. R01 & R02



Aero-Seal (R01)

Industrial/Aircraft Clamps The Original BREEZE Stainless Steel Worm-Drive Clamp

- Heavy-duty four-piece Quadra-lock construction enables more tightening torque to be delivered to the band perforations.
- Ideal for heavy duty industrial applications.
- All stainless steel
- 120P, 122P, 220P & 222P Assortments Available
- Screw Sizes: #3604-#3608 = 1/4 WAF
QS06-QS72 = 5/16 WAF



IBS No.	Band	Effective Diameter Range				Qty
		Minimum		Maximum		
		inch	mm	inch	mm	
QS3604	5/16	7/32	5.6	5/8	16	10
QS3606	5/16	7/16	11	25/32	20	10
QS3608	5/16	1/2	13	29/32	23	10
QS06	9/16	7/16	11	25/32	20	10
QS08	9/16	1/2	13	29/32	23	10
QS10	9/16	9/16	14	1-1/16	27	10
QS12	9/16	11/16	17	1-1/4	32	10
QS16	9/16	13/16	21	1-1/2	38	10
QS20	9/16	13/16	21	1-3/4	44	10
QS24	9/16	1-1/16	27	2	51	10
QS28	9/16	1-5/16	33	2-1/4	57	10
QS32	9/16	1-9/16	40	2-1/2	64	10
QS36	9/16	1-13/16	46	2-3/4	70	10
QS40	9/16	2-1/16	52	3	76	10
QS44	9/16	2-5/16	59	3-1/4	83	10
QS48	9/16	2-9/16	65	3-1/2	89	10
QS52	9/16	2-13/16	71	3-3/4	95	10
QS56	9/16	3-1/16	78	4	102	10
QS60	9/16	3-5/16	84	4-1/4	108	10
QS64	9/16	3-9/16	91	4-1/2	114	10
QS72	9/16	4-1/8	105	5	127	10

Assortments (Z08)

Aero-Seal Clamps

IBS No. 120P
10 Sizes • 100 Pieces
Storage Rack Included

IBS No. 125P
10 Sizes • 50 Pieces
Storage Rack Included



AERO-SEAL CLAMPS ASSORTMENT

IBS No.	Size Range
QS3604	7/32" to 5/8"
QS3608	1/2" to 29/32"
QS06	7/16" to 25/32"
QS10	9/16" to 1-1/16
QS12	11/16" to 1-1/4"
QS16	13/16" to 1-1/2"
QS20	13/16" to 1-3/4"
QS28	1-5/16" to 2-1/4"
QS32	1-9/16" to 2-1/2"
QS36	1-13/16" to 2-3/4"

Aero-Seal Clamps

IBS No. 220P
5 Sizes • 50 Pieces

IBS No. 225P
5 Sizes • 25 Pieces

LARGE AERO-SEAL CLAMPS ASSORTMENT

IBS No.	Size Range
QS40	2-1/16" to 3"
QS48	2-9/16" to 3-1/2"
QS52	2-13/16" to 3-3/4"
QS56	3-1/16" to 4"
QS72	1-7/8" to 5"

H
O
S
E
C
L
A
M
P
S



IBS, INCORPORATED

Liner Hose Clamps S.S. R01 & R02


H
O
S
E
C
L
A
M
P
S

BREEZE Liner Clamps for Soft/Silicone Hose (R02)

- Liner band is an integral extension of the band.
- Liner is not riveted or welded.
- Protects silicone and other soft surface hose from damage caused by extrusion or shearing through the band slots.
- Liner clamps are designed to give a true concentric seal.
- All stainless steel.
- 120LP & 220LP Assortments Available.
- Screw Size: 5/16 WAF



IBS No.	Band	Effective Diameter Range				Qty
		Minimum		Maximum		
		inch	mm	inch	mm	
L9406	9/16	7/16	11	25/32	20	10
L9408	9/16	1/2	13	29/32	23	10
L9410	9/16	9/16	14	1-1/16	27	10
L9412	9/16	11/16	17	1-1/4	32	10
L9416	9/16	13/16	21	1-1/2	38	10
L9420	9/16	13/16	21	1-3/4	44	10
L9424	9/16	1-1/16	27	2	51	10
L9428	9/16	1-5/16	33	2-1/4	57	10
L9432	9/16	1-9/16	40	2-1/2	64	10
L9436	9/16	1-13/16	46	2-3/4	70	10
L9440	9/16	2-1/16	52	3	76	10
L9444	9/16	2-5/16	59	3-1/4	83	10
L9448	9/16	2-9/16	65	3-1/2	89	10



Without Liner

With Liner

Large Size Hose Clamp Assortments (Z08)

Liner Clamps

IBS No. 120LP
10 Sizes • 100 Pieces
Storage Rack Included



LINER CLAMPS ASSORTMENT

IBS No.	Size Range
L9406	7/16" to 25/32"
L9408	1/2" to 29/32"
L9410	9/16" to 1-1/16"
L9412	11/16" to 1-1/4"
L9416	13/16" to 1-1/2"
L9420	13/16" to 1-3/4"
L9424	1-1/16" to 2"
L9428	1-5/16" to 2-1/4"
L9432	1-9/16" to 2-1/2"
L9436	1-13/16" to 2-3/4"

Liner Clamps

IBS No. 220LP
5 Sizes • 35 Pieces

LARGE LINER CLAMPS ASSORTMENT

IBS No.	Size Range
L9440	2-1/16" to 3"
L9448	2-9/16" to 3-1/2"
HTM-350L	2-3/4" to 3-5/8"
HTM-400L	3-1/4" to 4-1/8"
HTM-500L	4-1/4" to 5-1/8"

IBS, INCORPORATED

Constant Torque Liner Clamps R04



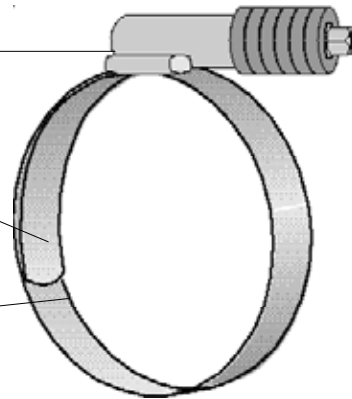
BREEZE Constant Torque Liner Clamps

ACTIVE PRESSURE-COMPENSATING CLAMPS

Housing orbitally riveted to saddle at 4 points provides extra strength.

Liner protects soft or silicone hose from damage, extrusion, or shear.

Full $\frac{3}{8}$ " band width provides greater sealing surface.



Energy stored in compressed Belleville springs controls automatic clamp adjustment.

Eight screw threads (instead of 3 or 4 found in other clamps) are engaged at all times for high torquing drive and vibration resistance.

This revolutionary clamp reacts to contracting and expanding hose systems by decreasing or increasing its own diameter in response to system changes.

Virtually all rubber hose compresses ("cold flow") after a clamping device is installed. This results in an 80% or greater torque loss almost immediately following installation. Also, virtually all metal connections will expand as the system heats up and then contract as the system cools back down. Most other clamping systems (conventional worm gear, "T" bolt, etc.) are passive systems, which means that expansion and contraction of system components can not be adjusted for without retightening or loosening the clamps. The constant torque clamping system is an "active" clamping system, which means that it monitors the system and then makes compensations for the changes by changing its diameter through a unique worm gear Belleville spring assembly.

Constant Torque Liner Clamps are ideal for:

- sealed systems which cannot be retightened
- systems where clamps are difficult to reach
- applications which require high torque
- large diameter applications
- systems that experience extremes of heat or cold
- systems which expand or contract.

Constant Torque Liner Clamps are designed for torque compensation at installation torques from 50 to 150 in-lbs and all parts are made of stainless steel.

Assembly Instructions

To properly install a Constant Torque Liner Clamp a torque wrench should be used.



MAXIMUM EXPANSION

Clamps should be installed at 50 in-lbs of torque. Screw tip should slightly protrude from housing.

EQUAL EXPANSION OR CONTRACTION

Clamps should be installed at 90 in-lbs. of torque. Screw tip protrudes from housing and Belleville springs are compressed.

MAXIMUM CONTRACTION

Clamps should be installed at 125 in-lbs of torque. Screw tip extends well beyond housing and Belleville springs are compressed to about 90% of flat.

IBS No.	Effective Diameter Range				Qty
	Minimum inch	Minimum mm	Maximum inch	Maximum mm	
CT175L	1	25	1-3/4	44	5
CT250L	1-3/4	45	2-5/8	67	5
CT300L	2-1/4	57	3-1/8	79	5
CT350L	2-3/4	70	3-5/8	92	5
CT400L	3-1/4	83	4-1/8	105	5
CT450L	3-3/4	95	4-5/8	118	5

Screw Size: 3/8 WAF

H
O
S
E
C
L
A
M
P
S



IBS, INCORPORATED

High Torque & T-Bolt Clamps R05 & R09

Breeze High Torque Liner Clamps (R05)

Guaranteed to Withstand more than 3X the SAE Standard Torque Requirements for Worm Drive Clamps

An industrial strength worm-drive stainless steel clamp which is bigger, heavier, and stronger than the "Aero-Seal" clamp.



- All components made of stainless steel.
- Heavy gauge housing orbitally riveted to saddle.
- Designed so that 8 screw threads are simultaneously engaged in the band for increased torquing drive, sealing pressure and vibration resistance.
- Liner band extends underneath drive slots to protect silicone and other soft hose from damage or extrusion.
- Eliminates double clamping and "T" bolts.
- 150 in-lbs. of torque on the screw.
- 220LP Assortment available.
- Screw Size: 5/16 WAF

IBS No.	Effective Diameter Range				Qty
	Minimum		Maximum		
	inch	mm	inch	mm	
HTM-175L	1	25	1-3/4	45	5
HTM-200L	1-1/4	32	2-1/8	54	5
HTM-250L	1-3/4	45	2-5/8	67	5
HTM-300L	2-1/4	57	3-1/8	79	5
HTM-350L	2-3/4	70	3-5/8	92	5
HTM-400L	3-1/4	83	4-1/8	105	5
HTM-450L	3-3/4	95	4-5/8	118	5
HTM-500L	4-1/4	108	5-1/8	130	5
HTM-600L	5-1/4	133	6-1/8	156	5
HTM-650L	5-3/4	146	6-5/8	168	5
HTM-700L	6-1/4	159	7-1/8	181	5
HTM-800L	7-1/4	184	8-1/8	206	5
HTM-900L	8-1/4	210	9-1/8	232	5

T-Bolt Clamps (R09)

SAE Standard J1508 Type "TB"

- 300 Series stainless steel band; plated steel T-Bolt and locknut.
- Superior welded construction.
- Meets SAE Specification J1508.
- For industrial, automotive and fleet applications.
- Recommended torque: 75 in./lbs.
- 3/4" (19 mm) band for superior coverage.
- Floating bridge for equalized clamp load.
- Hex Size: 7/16 WAF



IBS No.	SAE Size	Effective Diameter Range				Qty
		Minimum		Maximum		
		inch	mm	inch	mm	
60175	28	1.75	44.5	2.00	50.8	5
60200	36	2.00	50.8	2.31	58.7	5
60225	44	2.25	57.2	2.56	65.1	5
60250	52	2.50	63.5	2.8	71.4	5
60275	60	2.75	69.9	3.06	77.8	5
60300	68	3.00	76.2	3.31	84.1	5
60325	76	3.25	82.6	3.56	90.5	5
60350	84	3.50	88.9	3.81	96.8	5
60375	92	3.75	95.3	4.06	103.2	5
60400	100	4.00	101.6	4.31	109.5	5
60425	108	4.25	108.0	4.56	115.9	5
60450	116	4.50	114.3	4.81	122.2	5
60475	124	4.75	120.7	5.06	128.6	5
60500	132	5.00	127.0	5.31	134.9	3
60525	140	5.25	133.4	5.56	141.3	3
60550	148	5.50	139.7	5.81	147.6	3
60575	156	5.75	146.1	6.06	154.0	3
60600	164	6.00	152.4	6.31	160.3	3
60625	172	6.25	158.8	6.56	166.7	3
60650	180	6.50	165.1	6.81	173.0	3
60675	188	6.75	171.5	7.6	179.4	3
60700	196	7.00	177.8	7.31	185.7	1
60725	204	7.25	184.2	7.56	192.1	1
60750	212	7.50	190.5	7.81	198.4	1
60775	220	7.75	196.9	8.06	204.8	1

H O S E C L A M P S

IBS, INCORPORATED

Band-It Center Punch Clamps R07



HOSE CLAMPS

Center Punch Galvanized Band-It Clamps

Band style clamps are an effective way of retaining hose couplings in industrial hose (often used for hose repair and assembly). While there are a number of preferred clamping systems available, the Center Punch Clamp is the most economical and popular for its ease of use.

- Locks with impact from a hammer using a conical punch.
- Double wrapped using galvanized carbon steel.
- Not recommended for use with fittings that may crack as a result of impact.
- Install Center Punch clamping systems with Center Punch Band-It Clamp Light Duty Hand Tool (IBS No. 60150)



IBS No.	Width		Inside Diam.		Qty
	inch	mm	inch	mm	
60151	3/8	9.6	13/16	20	10
60152	3/8	9.6	1-3/8	35	10
60153	5/8	15.9	1	25	10
60154	5/8	15.9	1-1/4	32	10
60155	5/8	15.9	1-1/2	38	10
60156	5/8	15.9	1-3/4	44	10
60157	5/8	15.9	2	51	10
60158	5/8	15.9	2-1/4	57	10
60159	5/8	15.9	2-1/2	64	10
60160	5/8	15.9	2-3/4	70	10
60161	5/8	15.9	3	76	10
60162	5/8	15.9	3-1/2	89	10
60163	5/8	15.9	4	102	5
60164	5/8	15.9	4-1/2	114	5
60165	5/8	15.9	5	127	5
60166	5/8	15.9	6	152	5

Band-It Clamps

IBS No. 122P
10 Sizes • 50 Pieces
Storage Rack Included



IBS No.	Width		Inside Diam.	
	inch	mm	inch	mm
60151	3/8	9.6	13/16	20
60152	3/8	9.6	1-3/8	35
60153	5/8	15.9	1	25
60154	5/8	15.9	1-1/4	32
60155	5/8	15.9	1-1/2	38
60156	5/8	15.9	1-3/4	44
60157	5/8	15.9	2	51
60158	5/8	15.9	2-1/4	57
60159	5/8	15.9	2-1/2	64
60160	5/8	15.9	2-3/4	70

Band-It Clamps

IBS No. 222P
5 Sizes • 25 Pieces
Storage Rack Included



IBS No.	Width		Inside Diam.	
	inch	mm	inch	mm
60161	5/8	15.9	3	76
60162	5/8	15.9	3-1/2	89
60163	5/8	15.9	4	102
60164	5/8	15.9	4-1/2	114
60165	5/8	15.9	5	127



IBS, INCORPORATED

Tools T03



CENTER PUNCH BAND-IT CLAMP LIGHT DUTY HAND TOOL

IBS No.	Description	Qty
60150	Center Punch Band-It Clamp Light Duty Hand Tool	1



CENTER PUNCH BAND-IT CLAMP HEAVY DUTY HAND TOOL


IBS No.	Description	Qty
60149	Center Punch Band-It Clamp T300 Heavy Duty Hand Tool	1

H
O
S
E
C
L
A
M
P
S


BAND-IT Center Punch Clamps Light Duty Hand Tool Instructions




1. Tool is designed specifically for 3/8" and 5/8" center punch clamps only. Insert clamp in tool and then insert wrench assembly. If you prefer, install wrench assembly before clamp is inserted. Slot must be aligned with clamp tail.




2. Start "pumping ratchet wrench forward until proper tension has been applied.



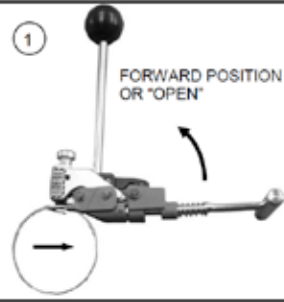
3. Place punch on clamp and while holding tension with ratchet wrench, lock clamp by striking punch once or more with hammer, depending on object being clamped.




4. While holding tension with wrench, pivot tool up against buckle, then backward several times to break off clamp tail.




5. To loosen clamp tail, wind ratchet wrench until tail is free. Remove ratchet wrench assembly and clamp tail.



1. Push tension handle all the way forward. Insert BAND-IT Center punch clamp tail and push all the way into tool.



2. Tighten the clamp with short downward strokes. Tension handle should be in down position at completion of tightening clamp.



3. Holding tension down, lock clamp by hitting punch at least twice with a 2 lb. mallet.



4. Hold work-piece and pivot the tool back and forth to break off clamp tail. Remove tail from tool by operating tension handle. When tail has moved through holding dog, raise tension handle and pull tail free.

IBS, INCORPORATED

Two-Ear Hose Clamps R08



Two Ear Hose Clamps

Two-Ear Hose Clamps (aka Oetiker Clamps) are widely used in maintenance as well as OEM applications.

- One-piece design offers a positive, tamper-proof seal without damaging the hose.
- Assures adequate closure and compensates for tolerance variations in hose sizes.
- Ideal for industrial use and heavily vibrating equipment.
- Suitable for low and medium pressure hydraulic air, fluid, gas and stem lines.
- Easy to apply — slide on and crimp.
- Zinc plated steel.

IBS No.	Size	Ref No.	Effective Diameter Range				Qty
			mm		inches		
			Closed	Open	Closed	Open	
60041	5/32	41	3.1	4.1	.122	.161	5
60305	3/16	50	3.4	5.0	.134	.197	5
60507	1/4	70	5.0	7.0	.197	.276	5
60709	5/16	90	7.0	9.0	.276	.354	5
60811	3/8	110	8.1	11.0	.319	.433	5
61113	1/2	130	10.8	13.0	.425	.512	5
61315	9/16	150	12.5	15.0	.492	.591	5
61518	5/8	180	15.0	18.0	.591	.709	5
61720	3/4	200	16.2	20.0	.638	.787	5
62023	7/8	230	19.0	23.0	.748	.906	5
62327	1	270	22.5	27.0	.886	1.063	5
62831	1-1/8	310	27.0	31.0	1.063	1.220	5
63134	1-5/16	340	29.3	34.0	1.154	1.339	5
63437	1-7/16	370	32.0	37.0	1.260	1.457	5
63740	1-1/2	400	35.0	40.0	1.378	1.575	5



Ear Clamp Jaw Pincers (T03)

Ear Clamp Jaw Pincers are applied to the ears and closed with sufficient force to draw the lower radii together to a position where component compression is evident and the clamp ear assumes a symmetrical "omega" shaped formation.

- Sturdy construction.
- Cushion grips for better handling.
- Versatile tool — can install and remove pinch clamps.
- Easy to handle.

IBS No.	Description	Qty
61098	Ear Clamp Standard Jaw Pincers	1
61099	Ear Clamp Side Jaw Pincers	1

Two Ear Hose Clamp Assortment (Z02)

IBS No. 756R • 16 Items • 76 Tools

Two-Ear Hose Clamps

Assortment No. 756R

<p>60041 5/32 TWO-EAR CLAMP .122-.161</p>	<p>60305 3/16 TWO-EAR CLAMP .134-.197</p>	<p>60507 1/4 TWO-EAR CLAMP .197-.276</p>	<p>60709 5/16 TWO-EAR CLAMP .276-.354</p>	<p>60811 3/8 TWO-EAR CLAMP .319-.433</p>	<p>61098 EAR CLAMP STANDARD JAW PINNERS CRIMPER</p>
<p>61113 1/2 TWO-EAR CLAMP .425-.512</p>	<p>61315 9/16 TWO-EAR CLAMP .492-.591</p>	<p>61518 5/8 TWO-EAR CLAMP .591-.709</p>	<p>61720 3/4 TWO-EAR CLAMP .638-.787</p>	<p>62023 7/8 TWO-EAR CLAMP .748-.906</p>	
<p>62327 1" TWO-EAR CLAMP.886-1.063</p>	<p>62831 1-1/8 TWO-EAR CLAMP</p>	<p>63134 1-5/16 TWO-EAR CLAMP</p>	<p>63437 1-7/16 TWO-EAR CLAMP</p>	<p>63740 1-1/2 TWO-EAR CLAMP</p>	



IBS, INCORPORATED

Economy Hose Clamps R06

Economy Clamps

Ideal 67-1 Series

- 1/2" band clamps are suitable for most common home and automotive applications.
- Screw: 5/16" hex head (Mini #67004 & #67008 1/4" hex head), 410 stainless steel. Band & housing: 1/2" design, 201/301 stainless steel



H
O
S
E
C
L
A
M
P
S

IBS No.	Clamp No.	Effective Diameter Range				Qty
		Minimum		Maximum		
		inch	mm	inch	mm	

MINI AUTOMOTIVE HOSE CLAMPS (5/16" Band)

67004	#04	1/4	6	5/8	16	10
67008	#06	5/16	8	7/8	22	10

REGULAR AUTOMOTIVE HOSE CLAMPS

6706	#06	3/8	10	7/8	22	10
6710	#10	1/2	13	1-1/16	27	10
6712	#12	1/2	13	1-1/4	32	10
6716	#16	11/16	18	1-1/2	38	10
6720	#20	3/4	19	1-3/4	44	10
6724	#24	1	25	2	51	10
6728	#28	1-1/4	32	2-1/4	57	10
6732	#32	1-1/2	38	2-1/2	63	10
6736	#36	1-3/4	44	2-3/4	70	10

Economy Clamp Assortment (Z08)

IBS No. 262R • 10 SIZES • 100 PIECES

- STORAGE RACK INCLUDED



IBS No.	Clamp No.	Qty	IBS No.	Clamp No.	Qty
67004	#04	10	6716	#16	10
67008	#06	10	6720	#20	10
6706	#06	10	6728	#28	10
6710	#10	10	6732	#32	10
6712	#12	10	6736	#36	10



Air Line Fittings

A

Assortments, Air Line

- Automotive Couplers & Plugs & Hose Repair Kit VA-6
- Industrial Couplers & Plugs & Hose Repair Kit VA-5

F

Fittings, Air Line

- 3 in 1 Manifolds VA-12
- Ball Swivel Connectors
 - ARO Series VA-7
 - Automotive Standard VA-6
 - Industrial Interchange VA-5
- Blow Guns
 - Accessories
 - Coupler Blow Gun VA-16
 - Non-Safety Tips VA-17
 - Safety Tips VA-14, VA-15, VA-16
 - Coupler Blow Gun VA-16
 - In-Line Blow Gun VA-16
 - Pistol Grip VA-15
 - Super-Flow Blow Gun VA-15
 - Typhoon Max Flow Blow Gun VA-15
 - Vari-Flo Blow Gun VA-15, VA-17
- Chuck VA-13
- Couplers & Plugs
 - ARO Series VA-7
 - Auto. Standard VA-6
 - Gen'l Information VA-2
 - Ind. Interchange VA-5
 - Universal Fittings VA-8, VA-9
- Ferrules, Brass VA-13
- Hose Crimper VA-13
- Interchange Chart
 - Coupler Plugs VA-3
 - Couplers VA-2
- Universal VA-8, VA-9

Fittings, Airl Line

- Blow Guns
 - Typhoon Plus Blow Gun VA-15

H

Hose

- Accessories
 - Dual Swivel Fitting VA-12
 - ReelTek™ Hose & Reel Assemblies VA-18
 - Repair Fittings for Polyurethane Air Hose VA-11
 - Repair Fittings for Polyurethane Air Hose VA-11
 - Vinyl Hose Guards VA-12
 - Yellow Belly Repair Fittings VA-12

Polyurethane

- Flexeel Reinforced Ball Swivel Lead In Hose VA-11
- Flexeel Reinforced Polyurethane Air Hose VA-11
- Flexeel Reinforced Polyurethane Coiled Air Hose VA-10
- Yellow Belly PVC Air Hose VA-12

T

Tools

- Hand
 - LockNLube Coupler VA-14

W

Water Service

- Couplings & Rubber Washers VA-9



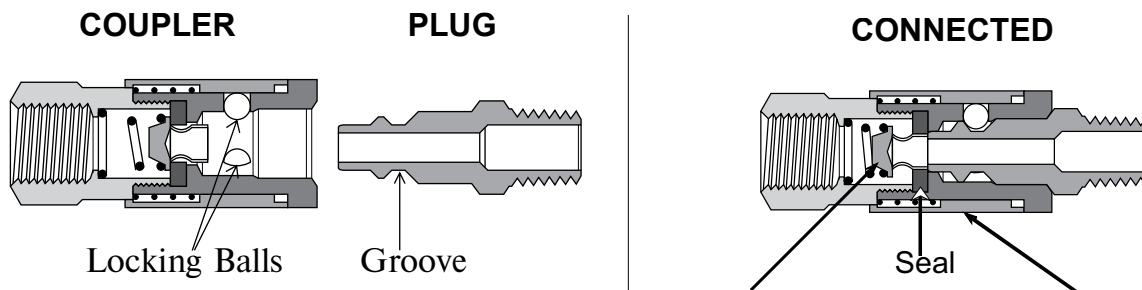
IBS, INCORPORATED

Air Line Accessories V03

Coupler Interchange

IBS	ARO	Auto	Camel	Coilhose	Foster	Hansen	Milton	Parker	Schrader	Tomco
C1	TFCM22	13-124	61-254	162	TF3103	—	786	12	3503	
C1-03	TFCM23-000	C1-03	C1-03	165	TF3303	B21QS-37M	—	B12E	C1-03	2182
C2	TFCF22	13-134	61-523	160	TF3003	—	785	13	3504	
C2-23	TFCF23-000	C2-23	C2-23	161	TF3203	B21QS-37F	—	B13E	C2-23	2185
C2-44	TFCH23-000	C2-44	C2-44	166	TF3703	B21Q-37H	786-6	B10-58	C2-44	2188
C20-42	23102-22	C20-42	C20-42	153	3603	1600	717	B20-3B	C20-42	186
C20-44	23102-24	C20-24	C20-44	156	3703	1700	717-6	B20-5B	C20-44	187
C25-02	23102-12	C25-02	C25-02	583A	4104	410	—	24C	C25-02	T410
C5	—	13-604	61-554	591	TF4304	—	1806	14	3515	
C6	—	13-612	61-553	590	TF4204	—	1805	15	3516	
C7	—	13-602	61-478	593	TF4104	—	—	14C	—	
C8	—	13-610	61-476	592	TF4004	—	1803	15C	3521	
C9	—	13-704	61-564	122	5305	530	1816	16	3511	
C10	—	13-712	61-563	120	5205	520	1815	17	3512	
C20	23102-200	13-234	61-573	150	3003	3000	715	23	5142-12	
C20-23	23102-3	—	61-103	151	3203	3200	718	—	5263-12	
C21	23102-212	13-224	61-574	152	3103	3100	716	22	5141-12	
C21-03	23102-213	—	61-101	155	3303	3300	719	—	5140-12	
C25	23103-313	13-526	61-483	581	4304	4300	1836	24	—	
C26	23103-300	13-536	61-482	580	4204	4200	1835	25	3541	
C27	—	13-424	61-486	—	LN3103	—	790	72	—	
C28	—	13-434	61-548	170	LN3003	—	—	73	3528	
C37	—	13-324	61-527	142	—	—	—	52	3525	
C38	—	13-334	61-526	140	—	—	—	53	3526	

Couplers & Plugs



- Quick disconnect couplers are the fastest, easiest and most reliable means of joining pneumatic and fluid transfer lines. All quick disconnect couplers work on the same principle:
- Hardened balls or pins engage a groove in the coupler plug to hold it securely against a soft seal while permitting the assembly to swivel, thereby preventing kinking or twisting of hoses.
- A sliding sleeve releases the locking balls when retracted, permitting the plug to be inserted or removed. The sleeve automatically returns to the locked position when released.
- An automatic shutoff valve in the coupler seals instantly upon uncoupling, eliminating the need for a separate shutoff.



AIR LINE FITTINGS



Coupler Plug Interchange

IBS	ARO	Auto	Camel	Coilhose	Foster	Hansen	Milton	Parker	Schrader	Tomco
CP1	TFPM22	12-124	61-538	1601	TF10	—	783	2C	3506	
CP1-03	TFPM23	—	61-150	—	TF14	—	—	2C-E	—	
CP2	TFPF22	12-134	61-539	1602	TF11	—	4784	3C	3507	
CP1-42	TFPH22-000	CP1-42	CP1-42	1606	TF16	21AP-25H	783-4	8C	CP1-42	2164
CP1-44	TFPH23-000	CP1-44	CP1-44	1608	TF17	21AP37H	783-6	9C	CP1-44	2166
CP17-03	23904-10	CP17-03	CP17-03	120A	52-5	52	1859	HOF	CP17-03	T52
CP2-23	TFPF23	—	—	—	TF-15	—	—	3C-E	—	
CP21-42	23902-220	CP21-42	CP21-42	1506	16-3	16	736	H8C	CP21-42	1824
CP21-44	23902-420	CP21-44	CP21-44	1508	17-3	17	736-6	H9C	CP21-44	1826
CP25-02	23903-210	CP25-02	CP25-02	5803	40-4	40	1839	HOE	CP25-02	T40
CP25-44	23903-420	CP25-44	CP25-44	5806	48-4	406	1837-6	H5E	CP25-44	T48
CP26-22	23903-300	CP26-22	CP26-22	5804	43-4	43	1838	H3E	CP26-22	T41
CP5	—	12-604	61-558	5901	TF42	—	107	2E	3517	
CP6	—	12-612	61-559	5902	TF43	—	1808	3E	3518	
CP7	—	12-602	61-480	5903	TF40	—	1809	0E	3519	
CP8	—	12-610	61-481	5904	TF41	—	1810	1E	3520	
CP10	—	12-712	61-569	—	55-5	55	1818	3F	3514	
CP17	23904-410	12-752	61-134	1201	54-5	54	1857	H2F	—	
CP20	23902-200	12-234	61-579	1502	11-3	11	728	H3C	5319-11	
CP20-23	23902-3	12-236	61-107	1505	15-3	15	732	H3C-E	5263-11	
CP21	23902-210	12-224	61-578	1501	10-3	10	727	H2C	5138-11	
CP21-03	23902-310	12-226	61-535	1503	14-3	14	733	H2C-E	—	
CP25	23903-310	12-526	61-484	5801	42-4	42	1837	H2E	3542	
CP26	23903-300	12-536	61-485	5802	43-4	43	1838	H3E	3543	
CP27	—	12-424	61-550	1701	LN11	—	791	L2C	3531	
CP28	—	12-434	61-551	1702	LN10	—	792	L3C	3532	
CP37	2608	12-324	61-528	1401	210-10	1G3	777	A2C	3529	
CP3703	22236	CP37-03	CP37-03	—	—	20AP-37M	—	—	CP37-03	
CP38	2609	12-334	61-529	1402	210-11	1G2	778	A3C	3530	

A
I
R

L
I
N
E

F
I
T
T
I
N
G
S

Features & Benefits

Long Service Life

- Zinc plated to provide a non-corrosive finish.
- Heat treated to harden critical wear points.
- Molded Buna-n seals create a leak proof connection.

Variety of Sizes and Styles

- Available in 1/4", 3/8", and 1/2" bodies with male and female pipe threads, or hose barb ends.

Efficient Performance

- Tubular valve design provides high flow rates.
- Steel locking balls ensure connection holds tight under the most rugged applications.
- Spring loaded sliding outer sleeve allow quick connect/disconnect.

Interchangeability

- Fully interchangeable with couplers and plugs made by other manufacturers. (See accompanying interchange chart.)





Prevost One-Touch Safety Push Button Air Couplers

Ergonomically designed for long lasting comfort

The Prevost One-Touch Safety Push Button Air Coupling meets the top level of quality standards required in the professional industry for quick and effortless coupling.

- **One push control** to decompress the system and disconnect in complete safety: eliminates hose whip to protect the user, surrounding tools and equipment.
- **Silicone free** manufacturing: avoids the risk of contaminating compressed air during the paint or varnish applications which can cause surface imperfections.
- **Functionally designed** to allow a natural grip and easy handling.
- **Composite body material:** anti-scratch body material also allows user to create a firm grip on the coupling.
- **Compact and lightweight** coupling for maximum user comfort when handling repetitively. Provides accuracy and increases work station efficiency.
- Resistant to abrasion, vibrations, corrosion, impacts and crushing: **reinforced composite body** is capable of withstanding the harsh conditions frequently found in production environments.
- **Color coded buttons** make the selection of profiles easy to identify: this system reduces the risk of connection errors which may cause damages or accidents.



INDUSTRIAL - MALE NPT COUPLERS

IBS No.	Body Size	Thread Size	Qty
137714	1/4	1/4 NPT	1



AUTOMOTIVE - MALE NPT COUPLERS

IBS No.	Body Size	Thread Size	Qty
137710	1/4	1/4 NPT	1



INDUSTRIAL - FEMALE NPT COUPLERS

IBS No.	Body Size	Thread Size	Qty
137715	1/4	1/4 NPT	1
137717	3/8	3/8 NPT	1
137770	1/2	3/8 NPT	1
137771	1/2	1/2 NPT	1



AUTOMOTIVE - FEMALE NPT COUPLERS

IBS No.	Body Size	Thread Size	Qty
137711	1/4	1/4 NPT	1
137713	3/8	3/8 NPT	1
137772	1/2	3/8 NPT	1
137773	1/2	1/2 NPT	1



INDUSTRIAL - BARB COUPLERS

IBS No.	Body Size	Thread Size	Qty
137716	1/4	3/8 HOSE BARB	1



AUTOMOTIVE - BARB COUPLERS

IBS No.	Body Size	Thread Size	Qty
137712	1/4	3/8 HOSE BARB	1

A
I
R
L
I
N
E
F
I
T
T
I
N
G
S



IBS, INCORPORATED

Air Line Accessories V03



Industrial Interchange Series

Plated steel couplers with hardened steel springs

WARNING: Couplers and plugs on these pages are intended for use on compressed air lines only. All have a maximum rated working pressure of 300 PSI.



MALE COUPLERS

NPT End	Body Size			Qty
Male	1/4"	3/8"	1/2"	
1/4" MPT	C21	C25-02		5
3/8" MPT	C21-03	C25		5
1/2" MPT			C9*	5



FEMALE COUPLERS

NPT End	Body Size			Qty
Female	1/4"	3/8"	1/2"	
1/4" FPT	C20			5
3/8" FPT	C20-23	C26		5
1/2" FPT			C10*	5



BARBED COUPLERS

NPT End	Body Size			Qty
Barbed	1/4"	3/8"	1/2"	
1/4" Barbed	C20-42			5
3/8" Barbed	C20-44			5

* 1/2" Coupler is interchangeable with Industrial Interchange and Automotive Standard Series



MALE PLUGS

NPT End	Body Size			Qty
Male	1/4"	3/8"	1/2"	
1/4" MPT	CP21	CP25-02		5
3/8" MPT	CP21-03	CP25	CP17-03	5
1/2" MPT			CP17	5



FEMALE PLUGS

NPT End	Body Size			Qty
Female	1/4"	3/8"	1/2"	
1/4" FPT	CP20	CP26-22		5
3/8" FPT	CP20-23	CP26		5
1/2" FPT			CP18	5



BARBED PLUGS

NPT End	Body Size			Qty
Barbed	1/4"	3/8"	1/2"	
1/4" Barb	CP21-42			5
3/8" Barb	CP21-44	CP25-44		5

- Incorporates the features of an inline filter directly into the pneumatic connector or plug.
- Sintered-bronze filter element protects and extends tool life.
- Back pressure from tool automatically flushes filter.
- Ideal for pneumatic nailers, sanders, etc.

FILTER PLUG

NPT End	Body Size			Qty
Filter Plug	1/4"	3/8"	1/2"	
1/4" MPT	CP21F	CP25-02F		5
3/8" MPT	CP21-03F	CP25F		5
CPF-KIT	Filtering Element Kit			1



- Combines the features of ball swivel fitting & connectors
- Eliminates the need for an additional fitting.
- Provides an ergonomic & lightweight tool to hose connection.
- Connection and nut portion is nickel plated hardened steel and the threaded portion of the fitting is all brass.

BALL SWIVEL CONN

NPT End Size	Body Size			Qty
Ball Swivel	1/4"	3/8"	1/2"	
1/4" FPT	CP20S			5
1/4" MPT	CP21S	CP25-02S		5
3/8" MPT	CP21-03S	CP25S		5



Industrial Couplers, Plugs and Hose Repair Kit
IBS No. 717R • 9 Items • 36 Pcs
Packaged in a locking steel drawer for easy storage and organization



IBS, Inc.
QUALITY PRODUCTS FOR PROFESSIONALS & HOBBYISTS
INDUSTRIALREPAIR.COM © 2012 800-678-1908

Assortment No. 717R

<p>C20 1/4 COUPLER 1/4 FPT</p>	<p>VG-6 VINYL GUARD FOR 3/8 AIR HOSE</p>	<p>AM7328 21/32 I.D. FERRULE BRASS</p>	<p>11420 HOSE & TUBING CUTTER UP TO 1-1/4"</p>
<p>C21 1/4 COUPLER 1/4 MPT</p>	<p>10406B-106 3/8 LONG BARB UNION</p>		
<p>CP20 1/4 PLUG 1/4 FPT INDUSTRIAL</p>	<p>10806B-104 3/8 X 1/4 M. LONG BARB H. END</p>		
<p>CP21 1/4 PLUG 1/4 MPT INDUSTRIAL</p>			

AIR LINE FITTINGS



IBS, INCORPORATED

Air Line Accessories V03

Automotive Standard Series

WARNING: Couplers and Plugs on these pages are intended for use on compressed air lines only. All have a maximum rated working pressure of 300 PSI.



MALE COUPLERS

NPT End	Body Size			Qty
Male	1/4"	3/8"	1/2"	
1/4" MPT	C1	C7		5
3/8" MPT	C1-03	C5		5
1/2" MPT			C9*	5



FEMALE COUPLERS

NPT End	Body Size			Qty
Female	1/4"	3/8"	1/2"	
1/4" FPT	C2	C8		5
3/8" FPT	C2-23	C6		5
1/2" FPT			C10*	5



BARBED COUPLERS

NPT End	Body Size			Qty
Barbed	1/4"	3/8"	1/2"	
1/4" Barb	C2-42			5
3/8" Barb	C2-44			5

* 1/2" Coupler is interchangeable with Industrial Interchange and Automotive Standard Series



MALE PLUGS

NPT End	Body Size			Qty
Male	1/4"	3/8"	1/2"	
1/4" MPT	CP1	CP7		5
3/8" MPT	CP1-03	CP5		5
1/2" MPT			CP9	5



FEMALE PLUGS

NPT End	Body Size			Qty
Female	1/4"	3/8"	1/2"	
1/4" FPT	CP2	CP8		5
3/8" FPT	CP2-23	CP6		5
1/2" FPT			CP10	5



BARBED PLUGS

NPT End	Body Size			Qty
Barbed	1/4"	3/8"	1/2"	
1/4" Barb	CP1-42			5
3/8" Barb	CP1-44			5

- Incorporates the features of an inline filter directly into the pneumatic connector or plug.
- Sintered-bronze filter element protects and extends tool life.
- Back pressure from tool automatically flushes filter.
- Ideal for pneumatic nailers, sanders, etc.

FILTER PLUG

NPT End	Body Size		Qty
Filter Plug	1/4"		
1/4" MPT	CP1F		5



- Combines the features of ball swivel fitting & connectors
- Eliminates the need for an additional fitting.
- Provides an ergonomic & lightweight tool to hose connection.
- Connection and nut portion is nickel plated hardened steel and the threaded portion of the fitting is all brass.

BALL SWIVEL CONN

NPT End	Body Size		Qty
Ball Swivel	1/4"	3/8"	
1/4" FPT	CP2S		5
1/4" MPT	CP1S	CP7S	5
3/8" MPT	CP1-03S	CP5S	5



Automotive Couplers, Plugs and Hose Repair Kit

IBS No. 719R • 9 Items • 36 Pcs

Packaged in a locking steel drawer for easy storage and organization



Automotive Couplers, Plugs and Hose Repair Kit
Assortment No. 719R

<p>C2 1/4 COUPLER 1/4 FPT AUTO</p>	<p>VG-6 VINYL GUARD FOR 3/8 AIR HOSE</p>	<p>AM7328 21/32 I.D. FERRULE BRASS</p>	<p>11420 HOSE & TUBING CUTTER UP TO 1-1/4</p>
<p>C1 1/4 COUPLER 1/4 MPT AUTO</p>	<p>10506B-104 3/8 X 1/4 M. LONG BARB H. END</p>	<p>10406B-106 3/8 LONG BARB UNION</p>	
<p>CP2 1/4 PLUG 1/4 FPT AUTO</p>			
<p>CP1 1/4 PLUG 1/4 MPT AUTO</p>			



The ARO Series

This series of couplers and connectors is engineered to interchange with ARO design as well as similar designs of other manufacturers.



MALE COUPLERS

NPT End	Body Size			Qty
Male	1/4"	3/8"	1/2"	
1/4" MPT	C37			5



FEMALE COUPLERS

NPT End	Body Size			Qty
Female	1/4"	3/8"	1/2"	
1/4" FPT	C38			5



MALE PLUGS

NPT End	Body Size			Qty
Male	1/4"	3/8"	1/2"	
1/4" MPT	CP37			5



FEMALE PLUGS

NPT End	Body Size			Qty
Male	1/4"	3/8"	1/2"	
1/4" FPT	CP38			5

- Incorporates the features of an inline filter directly into the pneumatic connector or plug.
- Sintered-bronze filter element protects and extends tool life.
- Back pressure from tool automatically flushes filter.
- Ideal for pneumatic nailers, sanders, etc.

FILTER PLUG

NPT End	Body Size			Qty
Filter Plug	1/4"	3/8"	1/2"	
1/4" MPT	CP37F			5
3/8" MPT	CP38F			5
CPF-KIT	Filtering Element Kit			1



- Combines the features of ball swivel fitting & connectors
- Eliminates the need for an additional fitting.
- Provides an ergonomic & lightweight tool to hose connection.
- Connection and nut portion is nickel plated hardened steel and the threaded portion of the fitting is all brass.

BALL SWIVEL CONN

NPT End	Body Size			Qty
Ball Swivel	1/4"	3/8"	1/2"	
1/4" FPT	CP38S			5
1/4" MPT	CP37S			5
3/8" MPT	CP37-03S			5



Hi-Flo Couplers & Plugs

Hi-Flo series couplers and plugs are engineered to allow twice the flow of comparably-sized standard couplers and plugs. The flow rates on the 1/4" size are greater than many 3/8" body size couplers. Increased air flow results in greater tool efficiency and decreased air costs.

Ideal for High Volume and Low Pressure applications such as drills, grinders, sprayers and impact guns.

- Hi-Flo couplers will accept INDUSTRIAL and ARO style plugs — however to retain maximum flow, use Hi-Flo style plugs.
- Maximum inlet pressure: 300 PSI
- Maximum temperature: 250°F
- Air Flow: 40 SCFM @ 100 PSI
- Seals: Buna-N



MALE COUPLERS

NPT End	Body Size			Qty
Male	1/4"			
1/4" MPT	C91			5
3/8" MPT	C91-03			5



MALE PLUGS

NPT End	Body Size			Qty
Male	1/4"			
1/4" MPT	CP91			5
3/8" MPT	CP91-03			5



FEMALE COUPLERS

NPT End	Body Size			Qty
Female	1/4"			
1/4" FPT	C90			5
3/8" FPT	C90-23			5



FEMALE PLUGS

NPT End	Body Size			Qty
Female	1/4"			
1/4" FPT	CP90			5
3/8" FPT	CP90-23			5



IBS, INCORPORATED

Air Line Accessories V03

Lincoln Interchange Series

Warning: Couplers and Plugs listed below are intended for use on compressed air lines only. All have a maximum rated working pressure of 250 PSI.



MALE COUPLERS

NPT End	Body Size			Qty
Male	1/4"	3/8"	1/2"	
1/4" MPT	C27			5



FEMALE COUPLERS

NPT End	Body Size			Qty
Female	1/4"	3/8"	1/2"	
1/4" FPT	C28			5



MALE PLUGS

NPT End	Body Size			Qty
Male	1/4"	3/8"	1/2"	
1/4" MPT	CP27			5



FEMALE PLUGS

NPT End	Body Size			Qty
Male	1/4"	3/8"	1/2"	
1/4" FPT	CP28			5

AIR LINE FITTINGS

Universal Safety Couplers



- 5-in-1 coupler eliminates the guesswork and inconvenience of matching interchanges — fits Industrial, ARO, Automotive / Tru-Flate, Euro (Megaflo) and Lincoln 1/4," 3/8," & 1/2" series plugs.
- Designed to remain connected to the plug until the downstream air is completely bled off. Reduces the possibility of injury to personnel or damage to surrounding equipment from a whipping hose.
- Steel construction



MALE NPT COUPLER

Body Size	Thread Size	IBS No.	Qty
1/4	1/4-18	137720	1
	3/8-18	137723	1
3/8	1/4-18	137726	1
	3/8-18	137729	1
	1/2-14	137732	1
1/2	3/8-18	137735	1
	1/2-14	137738	1
	3/4-14	137741	1



FEMALE NPT COUPLER

Body Size	Thread Size	IBS No.	Qty
1/4	1/4-18	137721	1
	3/8-18	137724	1
3/8	1/4-18	137727	1
	3/8-18	137730	1
	1/2-14	137733	1
1/2	3/8-18	137736	1
	1/2-14	137739	1
	3/4-14	137742	1



HOSE BARB COUPLER

Body Size	Hose Barb Size	IBS No.	Qty
1/4	1/4	137722	1
	3/8	137725	1
3/8	1/4	137728	1
	3/8	137731	1
	1/2	137734	1
1/2	3/8	137737	1
	1/2	137740	1
	3/4	137743	1





Water Service Couplings

These water service couplings are ideal for use wherever water hoses are frequently connected and disconnected. They have a wide variety of applications which include garden hoses, wash down systems and mobile water tank lines.

- Valveless design permits maximum flow with minimum pressure drop.
- Brass and stainless steel construction for heavy duty service.
- Durable four ball locking mechanism for secure connections.
- Quality, temperature-resistant nitrile seals for a leak-free service life.



WATER SERVICE COUPLINGS

IBS No.	Description	Body Size	Thread Size	Qty
C1160	Coupler	3/4"	3/4 -11-1/2	5
CP1170	Nipple	3/4"	3/4 -11-1/2	5
CP1165	Rubber Washers			5

Universal Airline Fittings

- Fits Industrial, Automotive, and ARO 1/4" series plugs.
- Brass construction for durability and long life.
- Durable four ball locking mechanism for secure connections.
- Unique design keeps locking ring cocked when uncoupled allowing for quick, easy coupling with plugs. Simply push the coupling onto the plug and the locking ring snaps into place for a secure connection.



UNIVERSAL AIRLINE FITTINGS

IBS No.	Description	Qty
UC1	Female NPT	5
UC2	Male NPT	5

AIR LINE FITTINGS





IBS, INCORPORATED

Air Line Accessories V03

Flexeel® Reinforced Polyurethane Coiled Air Hose

Flexeel® is the original reinforced polyurethane self-storing hose. This extremely lightweight hose is extruded with an inner braid for additional strength, and this "integral piece" process eliminates the need of bonding individual layers of tubing, braiding and cover which tend to separate over time due to bending, flexing and pulsating. Flexeel® combines the durability of bulkier hoses with the kink resistance and elasticity of polyurethane to make a tough, long-lasting hose that is user-friendly.

AIR LINE FITTINGS

- Superflexible — 100% kink-proof Inner tube, braiding & outer cover will not separate
- Tight bend radius minimizes space requirements
- Rugged brass swivel fittings provide long life and minimal flow restrictions
- State-of-the-art strain relief system protects the hose and increases its maneuverability
- All swivel fittings include reusable thread sealant pre-applied at the factory
- Low tension retractability — minimizes user fatigue
- Abrasion resistant
- Soft Polyurethane material will not mar finishes
- Strong enough to repel most oils and chemicals
- 16" tail on the working (tool) end eliminates tangling of the tool coils
- 8" tail on the supply end makes the connection to the air source easy
- More durable and lighter weight than rubber hose — easy to handle
- Transparent yellow color



SPECIFICATIONS

Material:

- Inner Tube & Outer Cover — 85 Durometer Polyurethane
- Inner Braiding — Dacron Polyester
- Withstands 200 psi working pressure
- Factory applied thread sealant supplied on male swivel fitting
- Temperature Range: -40°F to 165°F

FLEXEEL REINFORCED POLYURETHANE COILED AIR HOSE with Reusable Strain Relief

IBS No.	I.D. x O.D. x L	FTG MPT	Working Pressure @ 70°F
130480	1/4 x 3/8 x 10'	1/4 S	200 psi
130481	1/4 x 3/8 x 15'	1/4 S	200 psi
130482	1/4 x 3/8 x 25'	1/4 S	200 psi
<i>Coil O.D. = 1-3/4" S = Swivel</i>			
130484	3/8 x 9/16 x 10'	3/8 S	200 psi
130485	3/8 x 9/16 x 25'	3/8 S	200 psi
<i>Coil O.D. = 2-7/8" S = Swivel</i>			





Flexeel® Reinforced Polyurethane Air Hose

Flexeel® Polyurethane Reinforced Hose offers an excellent alternative to much bulkier rubber and plastic hoses. Extremely lightweight and tough, it is ideal for either outdoor contractor use or indoor industrial use. Flexeel® retains its flexibility even in cold environments. The reinforced construction eliminates the possibility of having the various layers separate due to constant expansion and contraction during pulsating operations, such as with staple or nail guns. Reusable strain relief fittings are included.

Features:

- Lightest hose available
- Contemporary looking state-of-the-art strain relief system allows the hose to bend freely without kinking
- In the field repairs can be made quickly and easily with commercially available hose barbs and clamps — no special kits or hard to find fittings are needed
- Lays out flat and can be coiled into a loop even in sub-zero conditions
- Extremely tough and abrasion resistant
- Braiding, inner tube and outer cover will not separate
- Withstands 200 PSI working pressure
- Temperature Range: - 40°F to 165°F
- Available in yellow



FLEXEEL REINFORCED POLYURETHANE AIR HOSE with Reusable Strain Relief

IBS No.	I.D. x O.D. x L	FTG MPT	Working Pressure @ 70°F
130490	1/4 x 3/8 x 25'	1/4	200 psi
130491	1/4 x 3/8 x 50'	1/4	200 psi
130492	1/4 x 3/8 x 100'	1/4	200 psi
130493	3/8 x 9/16 x 25'	1/4	200 psi
130494	3/8 x 9/16 x 50'	1/4	200 psi
130495	3/8 x 9/16 x 100'	1/4	200 psi
130496	3/8 x 9/16 x 25'	3/8	200 psi
130497	3/8 x 9/16 x 50'	3/8	200 psi
130498	3/8 x 9/16 x 100'	3/8	200 psi



FLEXEEL REINFORCED POLYURETHANE AIR HOSE (BULK)

IBS No.	I.D. x O.D. x L	FTG IND	Working Pressure @ 70°F
130500	1/4 x 3/8 x any length	1/4	200 psi
130501	3/8 x 9/16 x any length	3/8	200 psi

Repair Fittings for Air Hose



REPAIR FITTINGS for Polyurethane Hose

IBS No.	Description	Qty
130788	Splicer for 1/4" Air Hose	1
130789	Splicer for 3/8" Air Hose	1
130790	1/4" NPT x 1/4" Hose Swivel / Strain	1
130791	1/4" NPT x 3/8" Hose Swivel / Strain	1
130792	3/8" NPT x 3/8" Hose Swivel / Strain	1



- Shock absorbing whip hose
- Ball swivel provides additional range of motion
- Maximum working pressure @ 70°F: 200psi

FLEXEEL REINFORCED BALL SWIVEL LEAD IN HOSE

IBS No.	FTG NPT	Hose ID	Hose Length	Working Pressure @ 70°F
130460	1/4	1/4	30"	200 psi
130461	1/4	1/4	60"	200 psi
130462	1/4	3/8	30"	200 psi
130463	1/4	3/8	60"	200 psi

AIR LINE FITTINGS





IBS, INCORPORATED

Air Line Accessories V03

AIR LINE FITTINGS

Yellow Belly PVC Air Hose



High Visibility Hose with Male NPT Rigid Ends

Yellow Belly Hybrid PVC Air Hose is constructed of a lightweight yet durable hybrid PVC material, and offers an superior alternative to the traditional rubber air hose.

- Half the weight of traditional rubber hose makes it easier to work with.
- Stays flexible in cold weather down to -40°F makes it ideal for colder, outdoor environments.
- Lays flat on the ground and resists kinking for safer use with less chance of tripping over or getting caught.
- Higher working pressure than traditional rubber hose — 300 psi vs 200 psi.
- Bright yellow color makes for improved shop safety.

Hose Material: Hybrid PVC resin

Working Pressure: 300 PSI

Temperature Range: -40°F to +200°F

Good Abrasion Resistance

Good Chemical Resistance

IBS No.	Hose ID (in.)	Length (ft.)	Fitting	Pkg Qty
130530	1/4	50	1/4" NPT Male	1
130531	1/4	100	1/4" NPT Male	1
130532	3/8	50	1/4" NPT Male	1
130533	3/8	100	1/4" NPT Male	1

Yellow Belly Repair Fittings



- Machined from quality brass stock
- Assembled with minimal tools
- Made in the USA

IBS No.	Hose ID (in.)	Fitting	Pkg Qty
130534	1/4	1/4" MPT Repair Fitting	1
130535	3/8	1/4" MPT Repair Fitting	1
130536	1/4	1/4" Splicer Yellow Belly Hose	1
130537	3/8	3/8" Splicer Yellow Belly Hose	1

Vinyl Hose Guards

Extends the life of your air hose as much as 75%! Vinyl Hose Guards are just as effective as metal spring guards yet they are less expensive and less cumbersome. They won't catch or scratch finished surfaces in manufacturing or auto repair applications. To install simply heat the Vinyl Hose Guard by inserting it into a bucket of hot water for a few minutes, or use a heat lamp, to expand it and slip it over the hose end. Allow it a couple minutes to cool down. Once it cools it will contract around the hose end providing a snug fit.



IBS No.	Description	Size	Qty
VG-4	Vinyl Hose Guards	1/4	2
VG-6		3/8	2

3 in 1 Manifolds

- Strong, lightweight machined aluminum construction.
- Supply 3 air operated tools from a single supply hose.
- Mount to pipe at workbench or overhead.
- Mount 3 different style couplers on one manifold.



IBS No.	Description	Inlet Thread	Outlet Thread	Qty
3404A	3 in 1 Manifold	1/4 NPT	1/4 NPT	1
3406A		3/8 NPT	3/8 NPT	1

Dual Swivel Fitting

Allows a full 360° rotation which eliminates the tool and hose from working against one another, reducing operator frustration and fatigue.



IBS No.	Description	Qty
130529	Dual Swivel Fitting 1/4"	1



IBS, INCORPORATED

Air Line Accessories V03



Hose Crimper (T03)

- Provides production capability for crimping standard hose.
- Gives "big tool" crimping advantages at just a fraction of the cost.
- Comes with 5 dies to crimp 1/4"-3/8" ID hose in either one or two braid design.
- Die Sizes: 5/8" 37/64" 17/32" 31/64" 11/16"
- Rugged Construction: High strength ductile iron casting.
- Self-contained & Portable: All dies in one place, ready for use.
- One-hand operation: Positive camming action allows for good leverage at end of lever stroke.



IBS No.	Description	Qty
AM855	Hose Crimper	1

Brass Ferrules

Use with standard hose barb fittings to make perfect connections to hose. Select ferrule I.D. dimension to closely match your hose O.D.



IBS No.	Description	ID	Qty
AM7325	Brass Ferrules	9/16	25
AM7326		39/64	25
AM7328		21/32	25
AM7329		11/16	25
AM7330		.725	25
AM7331		3/4	25

Tire Inflator Gauge

- Heavy, chrome plated castings with protective vinyl sleeve over dial tube.
- All brass internal parts.
- Plated steel is riveted to body - will not come off.
- Solid brass triangle dial with extra large markings can be read easily from any angle.
- Valve and dial units easily replaced in the field.
- Calibrated 10 - 120 psi in 2 psi increments.
- 12" hose with swivel dual-foot chuck.



IBS No.	Description	Qty
101D	Tire Inflator Gauge	1

Air Line Chuck

- Ball Foot Chuck with Clip
- 1/4" NPT Female
- LIVE Air Line Only



IBS No.	Description	Qty
10979	Air Line Chuck	1

AIR LINE FITTINGS



IBS, INCORPORATED

Air Line Accessories V03

LockNFlate Air Chuck

DEPRESS THE THUMB LEVER & PUSH ON THE TIRE VALVE, RELEASE THE LEVER TO SECURE THE AIR CHUCK & CREATE A LEAK-FREE CONNECTION!



IBS No. 5858

SLIDING SLEEVE SECURELY LOCKS THE AIR CHUCK ONTO THE SHRADER VALVE

HARDENED STEEL COLLET FITS ALL SHRADER VALVES RATED TO 150 PSI

SECURE - HANDS-FREE - LEAK-FREE

- **REVOLUTIONARY DESIGN** six steel jaws lock onto any Schrader valve to create a secure, hands free connection.
- **1/4" NPT THREAD SIZE** compatible with most standard air hoses.
- **HARDENED STEEL COLLET** Fits ALL standard Schrader valves (VG8 /8V1 valve threads).
- **RATED TO 150 PSI** Suitable for garage & Industrial systems, auto and manual tire inflators, portable pressure gauges & constant pressure systems.
- **HEAVY DUTY CONSTRUCTION** is built to last and stand up to everyday use even in the busiest tire shops, service bays and garages.
- **DURABLE, SPRING LOADED TPU SEAL** Inflates tires with or without the core valve in place .

IBS No.	Description	Qty
5858	LockNFlate Air Chuck	1

DUAL WHEEL LOCKING AIR CHUCK



Two-jaw locking design with a patented remote actuator.

Extended reach to securely inflate duals.

Easily disconnect with the actuator. No need to reach in to disconnect.

Best for airing up inner wheels on semis and other large trucks.

- **Fixed Head** won't swivel or move when trying to attached.
- **Long Reach** for easier access to second wheels and harder to reach areas.
- Blue **Silicone Grip** for better ergonomics and hold.
- Standard **1/4" FNPT** thread for easy connection to air lines
- Overall Length: **15.5 in.** (40 cm.)
- Maximum pressure: **150 PSI** (10.3 BAR)



HOW TO USE: Pull the blue actuator collar back towards you to release the front jaws and push the collar away from you to release the rear jaws.

IBS No.	Description	Qty
5859	Dual Wheel Locking Air Chuck	1

A
I
R
L
I
N
E
F
I
T
T
I
N
G
S





Typhoon Max Flow Blow Gun

Our most powerful blowgun. Perfect for high-volume industrial cleanup and blow-off operations. Delivers 34 CFM maximum blowing volume with a thrust of over 2 pounds at 125 psi.



- **Tapered high-flow tip** allows access to hard-to-reach areas for more thorough and complete cleanup saving users time and money.
- **Light-weight and ergonomic design** provides more comfort for users, making them more productive and less likely for fatigue and injury.
- **Meets OSHA standard** 1910.95 for noise levels and standard 1910.242B for dead-end pressure to keep users safe and reducing injuries.
- **Variable flow trigger** for controlled blow-off allows for minimum or maximum pressure in areas where gentler or stronger pressure is required, avoiding damage or overblowing keeping debris better contained for less mess and faster cleanup – saves users time and money.
- OSHA 1910.242B, OSHA 1910.95

IBS No.	Description	Qty
130516	Typhoon Max Flow Blow Gun	1

Typhoon Plus Blow Gun

The Typhoon Plus Blow Gun is an ergonomic pistol grip blow gun made from durable high-performance polymer. The body and tip are designed to be non-marring, helping prevent scratches and scuffs on delicate or painted surfaces. The blow gun is OSHA compliant and an adjusting knob allows for precise flow control.



- **Durable polymer construction** provides the perfect combination of lightweight convenience with strength and durability.
- **Maximum power and performance with built-in airflow adjusting knob** to set the perfect amount for the job.
- **Non-marring body and tip** won't damage the surface when it comes into contact.
- **1/4" NPT inlet** for easy connectivity.
- OSHA Compliant.

IBS No.	Description	Qty
130517	Typhoon Plus Blow Gun	1

Super-Flow Blow Gun

- Specially designed tip has larger holes and more of them, which translates to more blow off power.
- Special internal valve designed to provide high power and maximum efficiency at the tip.
- Combines comfort, style, efficiency and economy while delivering more CFM (Cubic Feet per Minute) than any other lever operated blow gun.
- Ergonomically designed to fit the natural contour of the user's hand, maximizing comfort even during long term use.
- Provides a wider range of motion to direct the additional working capacity right where it's needed, resulting in increased blow-off efficiency.
- Unique thermoplastic wrap around body cover gives a distinctive look and maximizes user comfort.
- Unique tip design still meets safety requirements while offering superior air delivery.
- Full size hanging hook makes gun easy to store and use.
- Conforms to OSHA Standards for both psi dead-ended pressure and noise level exposure.



IBS No.	Description	Qty
130550	Super Flow Blow Gun	1

Pistol Grip Blow Guns

- Variable flow control for precise air delivery.
- Lightweight and ergonomic design reduces user fatigue.
- Brass reinforced inlet 1/4" FPT to fit standard hose ends and coupling plugs.
- IBS No. 130504 will support a variety of standard blow gun tips to suit any application.



**SAFETY WHISPER TIP
PISTOL GRIP BLOW GUN**

IBS No.	Description	Qty
130505	Permanently attached slender 4-1/4" bent nickel plated brass nozzle and a "star-tip" prevents dead-ending. This is a safety grip blow gun and the body color is black.	1

AIR LINE FITTINGS



IBS, INCORPORATED

Air Line Accessories V03

A
I
R

L
I
N
E

F
I
T
T
I
N
G
S



SAFETY TIP PISTOL GRIP BLOW GUN

IBS No.	Description	Qty
130504	Features a nickel plated brass 1/8" female NPT adapter to accommodate all other tips. Body color is black.	1

In-Line Blow Gun

This in-line blow gun is compact, durable and provides maximum flow. The blow gun's small size and light weight make it ideal for at-the-tool use. This allows users to quickly clean off a workspace without changing tools. The chrome-plated body will hold up in even the harshest environments. Ideal for use with pneumatic grinders and sanders.

- Unique "full-flow" straight-through design will not restrict downstream air flow.
- 1/4" supply ports; 1/8" nozzle port.
- Made of zinc and chrome-plate for durability and superior corrosion resistance.



Specifications:

Pressure Rating 150 PSI
Operating Temperature 32°F - +175°F

Material:

Body: Chrome plated die cast
Internals: Nickel plated brass
Stainless steel spring

Length: 1-7/8"
Width: 3/4"
Height: 1-5/8"
Weight: 0.2 lbs.

IBS No.	Description	Qty
130520	In-Line Blow Gun	1

Coupler Blow Gun A Blow Gun on Every Hose!



An innovative combination quick coupling and blow gun in one! This convenient unit is perfect for metalworking or woodworking operations, which often produce shavings or sawdust making it difficult to view the work surface.

A quick burst or two from the Coupler Blow Gun Combo allows the operator to get back to work quickly and easily without needing to disconnect the tool, connect a dedicated blowgun and then reconnect the tool.

The Coupler Blow Gun Combo can be used with an air tool connected or disconnected and is currently available in our most popular 1/4" Industrial Interchange

- High quality six ball coupler for a secure and lasting connection.
- Already on your hose and ready to use allows the user to clean off a workspace without changing tools.
- Easy push button trigger located at the base of the tool for quick activation.
- Trigger location (on the back of the coupler) allows the blow gun portion to be used with a tool connected or disconnected for convenient use.
- Max working pressure: 120 PSI.
- 1/4" Industrial with 1/4" female NPT.

IBS No.	Description	Qty
130522	Coupler Blow Gun Combo 1/4 FPT Industrial	1
130523	Coupler Blow Gun Combo 1/4 FPT ARO	1
130524	Coupler Blow Gun Combo 1/4 FPT Automotive	1
130525	Coupler Blow Gun Combo 1/4 FPT Hi-Flow	1





Vari-Flo Blow Gun



- Tough zinc die-cast body that is made to last even in the harshest environments.
- Ergonomic design of the body and large operating lever reduce user fatigue and discomfort, even during long term use.
- Chrome-plated finish for an attractive appearance and superior corrosion resistance
- Supplied with 1/4" NPT female outlet thread for use with the most standard blow gun tips.
- 1/8" NPT female outlet thread for use with most standard blow gun tips.
- Conforms to OSHA standards for noise levels (1910.95) and less than 30 PSI dead-ended pressure (1910.242B).
- Four self-lubricating "O-Rings" prevent valve leakage, making blow gun repairs unnecessary.

Specifications:

Pressure Rating: 150 psi
 Operating Temperature: 32° to 175°F
 Body: Die Cast Zinc (Chrome Plated)
 Nozzle: Brass
 Thumb Grip: Vinyl
 Internal Components: Brass

IBS No.	Description	Qty
130502	Vari-Flo Blow Gun with Safety Tip	1

Blow Gun Non-Safety Tips

RUBBER TIP



IBS No.	Description	Qty
130513	Soft rubber tip with nickel-plated brass base will not scratch or mar delicate surfaces.	1

NICKEL PLATED BRASS



IBS No.	Description	Qty
130515	Basic tip for blow off applications where a narrow, concentrated stream of air is required.	1

NOTE

Safety Tips do not have a safety by-pass and must be used on air lines that have a regulated maximum pressure of 30 psi in order to comply with OSHA standards.

Blow Gun Safety Tips



NICKEL PLATED BRASS BOOSTER TIP

IBS No.	Description	Qty
130507	Multiple holes create a venturi effect which increases air flow and working capacity.	1



NICKEL PLATED BRASS SAFETY TIP

IBS No.	Description	Qty
130506	General purpose tip for blowing away dust, chips, etc.	1



NICKEL PLATED STEEL STRAIGHT REPLACEMENT TIPS

IBS No.	Description	Qty
130509	3" Extension Tip	1
130510	6" Extension Tip	1
130511	12" Extension Tip	1
130512	24" Extension Tip	1

MEETS SAFETY STANDARDS

OSHA standard 1910.242 (B) permitting a maximum of 30 psi outlet pressure when dead ended with a maximum of 150 psi inlet pressure
 OSHA standard 1910.95 regulating occupational noise level exposure.

AIR LINE FITTINGS





IBS, INCORPORATED

Miscellaneous Tools T03

ReelTek™

Air / Water Reels for Light Industrial Use

A new, lighter spring-driven hose reel designed for applications that are less demanding, yet require a product that can withstand industrial use. ReelTek's hybrid design incorporates industrial-grade steel and composite materials to virtually eliminate corrosion.

Easy-to-install and maintain, ReelTek™ conveniently keeps hoses organized for a more efficient, safer work area. Simply pull out the hose to the desired length, lock into position during use, and retract when finished. Hoses stored on reel last five times longer, stay out-of-sight, and out-of-the-way.

REELTEK™ HOSE & REEL ASSEMBLIES

IBS No.	Description	Qty
131271	Reel for 1/4" x 50' Hose 1/4" x 50' Flexeel Hose Rubber Stopper	1
131293	Reel for 1/4" x 50' Hose 1/4" x 35' Flexeel Hose Rubber Stopper	1
131272	Reel for 3/8" x 50' Hose 3/8" x 50' Flexeel Hose Rubber Stopper	1
131294	Reel for 3/8" x 50' Hose 3/8" x 25' Flexeel Hose Rubber Stopper	1

REELTEK™ HOSE REELS

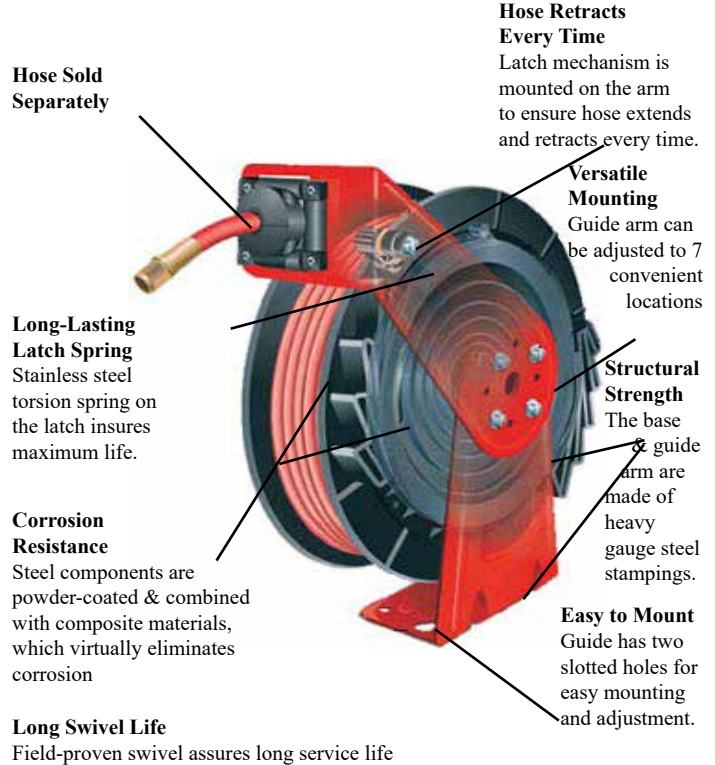
IBS No.	Description	Qty
131184	Reel for 1/4" x 50' Hose	1
131185	Reel for 3/8" x 50' Hose	1

REPLACEMENT HOSE

IBS No.	Description	Qty
130491	1/4" x 50' Flexeel Polyurethane Air Hose	1
130494	3/8" x 50" Flexeel Polyurethane Air Hose	1

ACCESSORIES

IBS No.	Description	Qty
131186	Rubber Stopper	1



Installation . . . Easy as 1, 2, 3



Step 1

Locate stud & layout bolt hole pattern of the reel. Drill pilot holes into the stud

Step 2

Thread lag screws into pilot holes.

Step 3

Hang reel onto lag screws. Securely tighten lag screws. Ready to use.

ReelTek is ideal for . . .

- Light industrial
- Air-powered tools
- Assembly lines
- Machine shops
- Maintenance shops
- Auto / truck repair
- Auto Paint & Body
- Farm & ranch
- Woodworking
- Garden shops
- Home workshops
- Many more uses


AIR LINE FITTINGS



Pressure Washer Couplers & Coupler Plugs

Pressure washer couplers offer a straight through design — which means they contain no valving, which increases flow through the connection.

- **Standard interchange style** works with Parker, Hansen, Foster, Adams and others.
- **No internal valves**, providing maximum flow with minimum pressure drop.
- **Ideal for** fluid transfer lines, pressure washers, high pressure water, steam washers and carpet cleaners.



IBS No.	Description	Qty
CST3B	1/4 MPT Straight Through Coupler Brass	1
CST4B	1/4 FPT Straight Through Coupler Brass	1
CST5B	3/8 MPT Straight Through Coupler Brass	1
CST6B	3/8 FPT Straight Through Coupler Brass	1
CST7B	1/2 MPT Straight Through Coupler Brass	1
CST8B	1/2 FPT Straight Through Coupler Brass	1
CPST3	1/4 MPT Straight Through Coupler Plug Steel	1
CPST4	1/4 FPT Straight Through Coupler Plug Steel	1
CPST5	3/8 MPT Straight Through Coupler Plug Steel	1
CPST6	3/8 FPT Straight Through Coupler Plug Steel	1
CPST7	1/2 MPT Straight Through Coupler Plug Steel	1
CPST8	1/2 FPT Straight Through Coupler Plug Steel	1

Quick Disconnect Nozzles for Pressure Washers

Nozzles are color-coded and rated at 4.0 GPM @ 4000 PSI



- **RED = 0-degree** nozzle, delivers a small, very concentrated stream of water. This nozzle is typically used for tough stains and debris from concrete and metal. Do not use this nozzle on wood or siding as this stream is very strong and powerful, and can damage a soft surface.
- **YELLOW = 15-degree** is typically used for surface preparation such as removing dirt, mildew or paint, and can be used on most surfaces.
- **GREEN = 25-degree** nozzle is best used to sweep away dirt and mud. Use it to sweep way leaves from decks, driveways and sidewalks.
- **WHITE = 40-degree** nozzle is the best nozzle to start with. It has a wide spray area which means less force, but more coverage in one pass. Use it for vehicles, , windows and to clean large areas quickly.



PRESSURE WASHER NOZZLES

IBS No.	Description	Qty
130560	Pressure Washer Nozzle 0 DGR RED	1
130561	Pressure Washer Nozzle 15 DGR YELLOW	1
130562	Pressure Washer Nozzle 25 DGR GREEN	1
130563	Pressure Washer Nozzle 40 DGR WHITE	1

AIR LINE FITTINGS





IBS, INCORPORATED














Assortments Z02

Pressure Washer Couplers, Plugs & Nozzles

IBS No. 831R • 12 Items • 32 Pcs

Packaged in a locking steel drawer for easy storage and organization






AIR LINE FITTINGS

		Pressure Washer Couplers, Plugs and Nozzles Assortment No. 831R	
CST3B 1/4 MPT STRAIGHT THRU COUPLER BRASS FOR PRESSURE WASHER 	CST5B 3/8 MPT STRAIGHT THRU COUPLER BRASS FOR PRESSURE WASHER 	130560 PRESSURE WASHER NOZZLE 0 DEGREE RED 	
CST4B 1/4 FPT STRAIGHT THRU COUPLER BRASS FOR PRESSURE WASHER 	CST6B 3/8 FPT STRAIGHT THRU COUPLER BRASS FOR PRESSURE WASHER 	130561 PRESSURE WASHER NOZZLE 15 DEGREE YELLOW 	
CPST3 1/4 MPT STRAIGHT THRU COUPLER PLUG STEEL FOR PRESSURE WASHER 	CPST5 3/8 MPT STRAIGHT THRU COUPLER PLUG STEEL FOR PRESSURE WASHER 	130562 PRESSURE WASHER NOZZLE 25 DEGREE GREEN 	
CPST4 1/4 FPT STRAIGHT THRU COUPLER PLUG STEEL FOR PRESSURE WASHER 	CPST6 3/8 FPT STRAIGHT THRU COUPLER PLUG STEEL FOR PRESSURE WASHER 	130563 PRESSURE WASHER NOZZLE 40 DEGREE WHITE 	

Pressure Washer Nozzles 4 Pc Travel Tray

IBS No. 830R • 4 Items • 4 Pcs

Packaged in a locking steel drawer for easy storage and organization

				Pressure Washer Nozzles 4 Pc Travel Tray Assortment No. 830R	
130560 PRESSURE WASHER NOZZLE 0 DEGREE RED 	130561 PRESSURE WASHER NOZZLE 15 DEGREE YELLOW 	130562 PRESSURE WASHER NOZZLE 25 DEGREE GREEN 	130563 PRESSURE WASHER NOZZLE 40 DEGREE WHITE 		





Grease Fittings

A

Assortments

Grease Fittings

English Standard 124R VG-5

English Standard 225R VG-5

Inch & Metric Grease Fittings

849R VG-7

Metric Grease Fittings 232R VG-7

G

Grease Fittings

1/4"-28 Taper Thread VG-4

1/4" Pipe Thread VG-3, VG-4

1/8" Pipe Thread VG-3

Drive Fittings VG-4

English Standard 225R VG-5

Fitting Measurements VG-2

Gen'l Information VG-2

Drills & Taps Table VG-2

Installation VG-2

Measuring VG-2

Hydraulic Couplers VG-8

Lincoln Grease Ftg Coupler VG-8

Swivel Coupler VG-8

Thread Forming VG-4

Tools

Drive VG-8

Easy-Out VG-8

Grease Guns

Medium Duty VG-9

T

Tools

Easy-Out Fitting Tools VG-8

Hand

LockNLube Coupler VG-9

Hydraulic Fitting Tools VG-8

Z

Zerks. *See Grease Fittings*

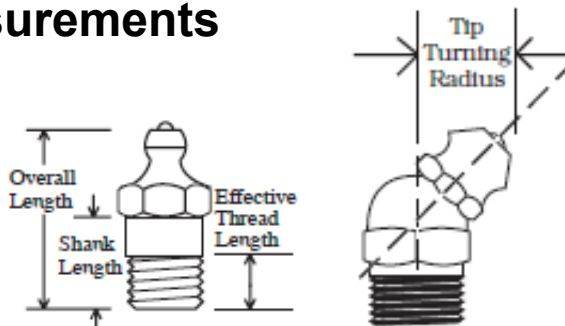


IBS, INCORPORATED

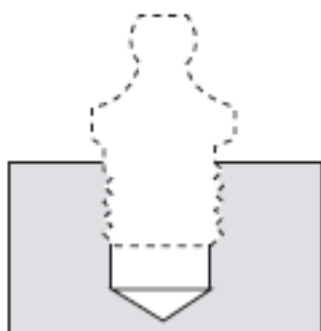
Grease Fittings V01

Fitting Measurements

Fittings listed on these pages are shown approximately actual size with the complete dimensional data as indicated at right.

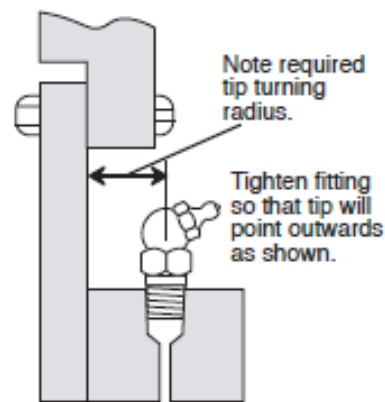
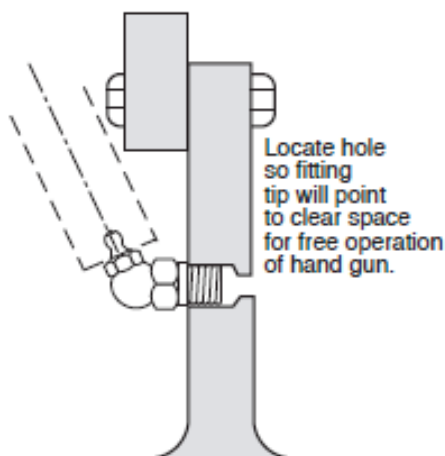
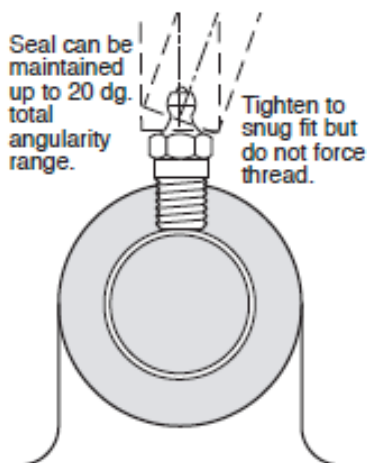


Select Proper Drills & Taps From This Table



Thread (tap) Size	1/8" Pipe Thread	1/4"-28 Straight or Taper Thread
Drill Size	11/32" (For soft metal use "R" drill)	#3 (For soft metal use #5 drill)

Installation



IMPORTANT - The tips of all fittings should be positioned to permit a clear space in a straight line away from fitting for free operation of a hand gun or control valve (seal can be maintained up to 20° total angularity range).

1. Select the proper angle or straight fitting to provide for proper clearance.
2. Be careful in positioning fittings in sub-assemblies to avoid interference from parts of other assemblies.

It is essential that all holes be accurately tapped so that fittings do not have to be screwed in too tight.

1. If original fittings are screwed in too far, the holes will become overly enlarged and service replacements will be difficult.
2. Overtightening, also, can easily strip the threads in soft alloyed metals frequently encountered. Accurate threads and moderate tightening will ensure a leakproof joint.

GREASE FITTINGS





Ball Check Type Grease Fittings

- Ball in tip of fitting keeps out dirt and foreign matter.
- Enlarged inner passaged admits more lubricant, helps cut time on important lubrication jobs.
- Balanced action spring retracts easily to allow maximum lubricant flow under pressure, yet holds ball firmly in sealing position at all other times.
- Better coupler connection — Perfect spherical shape of base allows coupler jaws to form leakproof seal, even at a wide angle.
- Easy installation — All threads accurately machine cut.
- Fitting body made of special hardened steel for long life.
- Accepts all standard makes of hydraulic couplers.
- Universal application — industrial motor equipment.

1/8" Pipe Thread

Fitting Angle	Overall Length (inches)	IBS No.	Qty
Straight, Short	.56	1644-B	25
Straight	.66	1610-B	25
Straight, Long	1.25	1607-B	25
Straight, Long	1.75	1669-B	10
Straight, Long	2.62	1684-B	10
Straight, Female	—	1618-B	25
30°	.90	1611-B	25
30°	2.09	1638-B	10
45°	1.07	1688-B	25
65°	.86	1612-B	25
90°	.84	1613-B	25



1/4" Pipe Thread

Fitting Angle	Overall Length (inches)	IBS No.	Qty
Straight	.88	1627-B	10
67.5°	.97	1629-B	10



- Recommended for heavy lubricants in cold weather.
- Typical application: Large bearings on farm machinery and industrial equipment such as mining equipment and trucks

GREASE FITTINGS





IBS, INCORPORATED

Grease Fittings V01

1/4"-28 Taper Thread

Fitting Angle	Overall Length	IBS No.	Qty
Tapered Thrd, Straight	.54	1641-B	25
Tapered Thrd, Straight	.69	1652-B	25
Tapered Thrd, Straight	.92	1680-B	25
Tapered Thread 45°	.94	1637-B	25
45° Long Shank	.82	1636-B	25
Tapered Thread 90°	.75	1911-B	25



- Conforms to Society of Automotive Engineers (SAE) lubrication thread specification.
- Small thread size make these fittings very popular for most cars and trucks.

Thread Forming

Fitting Angle	Overall Length	Hole Size	IBS No.	Qty
1/8 Strt, Thrd Cutting	.62	.373 - .380	1720-B	25
1/4-28 Strt, Thrd Cutting	.55	.230 - .235	3038-B	25



Fitting Angle	Overall Length	Hole Size	IBS No.	Qty
5/16-24 UNF - 2A		—	1711-B	25

- Special tapered drive threads reshape the material in an untapped hole to provide a leakproof seal.
- Most effectively installed by spinning into an untapped hole but may also be driven straight into an untapped hole.
- May be replaced by any standard threaded fitting.
- Dyed red for identification.

Drive Fittings

Fitting Angle	Overall Length	IBS No.	Qty
1/8 Straight, No Ball Check		3019-NB	25
3/16 Straight Ball Check		1728-B	25
3/16 45° Ball Check		1646-B	25
1/4 Straight Ball Check		1743-B	25
5/16 Straight Ball Check		1608-B	25
3/8 Straight, No Ball Check		1666-NB	25



GREASE FITTINGS



IBS, INCORPORATED

Assortments (Z02)




Grease Fittings Assortment

English Standard






















IBS No. 124R 21 Items — 180 Pcs

Packaged in a locking steel drawer for easy storage & organization



Grease Fittings

Assortment No. 124R


<p>1641-B 1/4-28 TAPER TRD STRT ZERK</p> 	<p>1652-B 1/4-28 TAPER TRD 11/16 ZERK</p> 	<p>1680-B 1/4-28 TAPER TRD 31/32 STRT</p> 	<p>1637-B 1/4-28 TAPER TRD 45 DGR ZERK</p> 	<p>1911-B 1/4-28 TAPER TRD. 90 DGR ZERK</p> 	<p>1610-B 1/8 NPT STRT ZERK</p> 
<p>1644-B 1/8 NPT SHORT STRT. ZERK</p> 	<p>1607-B 1/8 NPT 1-1/4L STRT ZERK</p> 	<p>1611-B 1/8 NPT 30DGR STRT ZERK</p> 	<p>1688-B 1/8 NPT 45 DGR ZERK</p> 	<p>1613-B 1/8 NPT 90DGR ZERK</p> 	<p>1629-B 1/4 NPT 67-1/2 DGR ZERK</p> 
<p>1743-B 1/4 DRIVE ZERK BALL CHECK</p> 	<p>1608-B 5/16 DRIVE ZERK BALL CHECK</p> 	<p>1728-B 3/16 DRIVE ZERK BALL CHECK</p> 	<p>1666-NB 3/8 DRIVER ZERK - NO BALL CHECK</p> 	<p>1646-B 3/16 45DGR DRIVE ZERK</p> 	
<p>1711-B 5/16-24 ZERK (LEAF SPRINGS)</p> 	<p>1720-B 1/8 NPT STRT THREAD CUTTING</p> 	<p>3038-B 1/4-28 NPT STRT THREAD CUTTING</p> 	<p>5251 RUBBER ZERK CAP</p> 		

Grease Fittings Assortment

English Standard













IBS No. 225R 12 Items — 178 pcs

Packaged in a locking steel drawer for easy storage & organization



Grease Fittings

Assortment No. 225R

<p>1641-B 1/4-28 TAPER TRD STRT ZERK</p> 	<p>1652-B 1/4-28 TAPER TRD 11/16 ZERK</p> 	<p>1637-B 1/4-28 TAPER TRD 45 DGR ZERK</p> 	<p>1911-B 1/4-28 TAPER TRD. 90 DGR ZERK</p> 		<p>317850-1F 18" LUB. HOSE</p> 
<p>1610-B 1/8 NPT STRT ZERK</p> 	<p>1688-B 1/8 NPT 45 DGR ZERK</p> 	<p>1613-B 1/8 NPT 90DGR ZERK</p> 			
<p>1608-B 5/16 DRIVE ZERK BALL CHECK</p> 	<p>1728-B 3/16 DRIVE ZERK BALL CHECK</p> 				
<p>5251 RUBBER ZERK CAP</p> 				<p>308730 1/8 NPT GREASE FITTING COUPLER</p> 	

GREASE FITTINGS



IBS, INCORPORATED

Grease Fittings V01

GREASE FITTINGS

Metric Fittings

6mm x 1mm (pitch)

Fitting Angle	Length (inches)	IBS No.	Qty
Tapered Thrd, Straight	.63	Z-1600	25
Tapered Thrd, 45°	.82	Z-1621	25
Tapered Thrd, 90°	.71	Z-1690	25



Z-1600



Z-1621



Z-1690

8mm x 1mm (pitch)

Fitting Angle	Length (inches)	IBS No.	Qty
Tapered Thrd, Straight	.63	Z-2103	25
Tapered Thrd, 45°	.82	Z-2104	25
Tapered Thrd, 90°	.71	Z-2105	25



Z-2103



Z-2104



Z-2105

10mm x 1mm (pitch)

Fitting Angle	Length (inches)	IBS No.	Qty
Tapered Thrd, Straight	.63	Z-2109	25
Tapered Thrd, 45°	.82	Z-2110	25
Tapered Thrd, 90°	.71	Z-2111	25



Z-2109



Z-2110



Z-2111

Rubber Zerk Cap

- Rubber caps slip easily on and off grease fitting.
- Protects grease fitting against dirt, rocks, chemicals and impact from other sources.
- Reusable.



IBS No.	Description	Qty
5251	Rubber Zerk Cap	25



IBS, INCORPORATED


Assortments (Z02)



Metric Grease Fittings Assortment











IBS No. 232R • 10 Items - 175 pcs


Packaged in a locking steel drawer for easy storage & organization



Metric Grease Fittings

Assortment No. 232R


<p>Z-1600 6MM X 1.0 STRT METRIC ZERK</p> 	<p>Z-1621 6MM X 1.0 45DGR METRIC ZERK</p> 	<p>Z-1690 6MM X 1.0 90DGR METRIC ZERK</p> 
<p>Z-2103 8MM X 1.0 STRT METRIC ZERK</p> 	<p>Z-2104 8MM X 1.0 45DGR METRIC ZERK</p> 	<p>Z-2105 8MM X 1.0 90DGR METRIC ZERK</p> 
<p>Z-2109 10MM X 1.0 STRT. METRIC ZERK</p> 	<p>Z-2110 10MM X 1.0 45DGR METRIC ZERK</p> 	<p>Z-2111 10MM X 1.0 90DGR METRIC ZERK</p> 
<p>5251 RUBBER ZERK CAP</p> 		



Inch and Metric Grease Fittings Assortment























IBS No. 849R • 22 Items - 166 pcs


Packaged in a locking steel drawer for easy storage & organization



Grease Fittings Inch & Metric

Assortment No. 849R

<p>1911-B 1/4-28 TAPER TRD 90 DGR ZERK</p> 	<p>1613-B 1/8 NPT 90 DGR ZERK</p> 	<p>1608-B 5/16 DRIVE ZERK BALL CHECK</p> 	<p>Z-1690 M6 X 1.0 90DGR METRIC ZERK</p> 	<p>Z-2105 8MM X 1.0 90DGR METRIC ZERK</p> 	<p>Z-2111 10MM X 1.0 90DGR METRIC ZERK</p> 
<p>1637-B 1/4-28 TAPER TRD 45 DGR ZERK</p> 	<p>1688-B 1/8 NPT 45 DGR ZERK</p> 	<p>1743-B 1/4 DRIVE ZERK BALL CHECK</p> 	<p>Z-1621 M6 X 1.0 45DGR METRIC ZERK</p> 	<p>Z-2104 M8 X 1.0 45DGR METRIC ZERK</p> 	<p>Z-2110 10MM X 1.0 45DGR METRIC ZERK</p> 
<p>1652-B 1/4-28 TAPER TRD 11/16 ZERK</p> 	<p>1607-B 1/8 NPT 1-1/4L STRT ZERK</p> 	<p>1728-B 3/16 DRIVE ZERK BALL CHECK</p> 	<p>Z-1600 M6 X 1.0 STRT METRIC ZERK</p> 	<p>Z-2103 M8 X 1.0 STRT METRIC ZERK</p> 	<p>Z-2109 10MM X 1.0 STRT. METRIC ZERK</p> 
<p>1641-B 1/4-28 TAPER TRD STRT ZERK</p> 	<p>1610-B 1/8 NPT STRT ZERK</p> 			<p>5852 LINCOLN GREASE COUPLER</p> 	<p>5251 RUBBER ZERK CAP</p> 



GREASE FITTINGS





IBS, INCORPORATED

Grease Fittings V01

GREASE FITTINGS

Hydraulic Couplers

- Provides quick, positive leak-proof connection with hydraulic fittings.
- Grease pressure forces 4 hardened steel jaws against the fitting.



IBS No.	Description	Thread	Qty
308730	Straight Coupler	1/8 NPTF	5

Swivel Coupler

- Coupler swivels a full 360°.
- Locks in any of eight positions.
- Ideal for engaging out-of-the-way fittings.
- Use 1/8" NPTF pipe extension to connect coupler to gun outlet.
- Narrow diameter coupler.
- Rubber seal.



IBS No.	Description	Thread	Qty
6509-E	Swivel Coupler	1/8" NPTF	1

Lincoln Grease Ftg Coupler

- 6,000 psi maximum operating pressure
- For all hydraulic grease fittings
- Small outside diameter permits easy contact with recessed fittings
- Replaceable hardened steel jaws
- Built-in ball check prevents leak and lubricant back up.



IBS No.	Description	Thread	Qty
5852	Lincoln Coupler	1/8" NPTF	1

Hydraulic Fitting Tools

Tools For Straight and Angle-type Drive Fittings



5253

IBS No.	For Drive Fittings	Qty
5253	1666-NB, 1743B, 3019NB	1
5253-1	1608-B, 1743B	1
5253-2	1728B	1

Easy-Out Fitting Tools

Extract broken fittings, rethread holes and install fittings with one tool.



B315790

B315791

IBS No.	For Fittings with Thread	Qty
B315790	14-28" Taper Thread	1
B315791	18" NPT	1

Flex Lubricator Extension Hose

For Lever & Screw-Type Hand Guns

- End connections are 1/8" NPTF (m).
- Maximum working pressure: 4800 psi.
- Minimum burst pressure: 12,000 psi.



317850-1 317850-1F

IBS No.	Description	Qty
317850-1	12" Length	1
317850-1F	18" Length	1





Medium Duty Grease Guns

- Develops pressure up to 10,000 psi.
- Automatic variable pressure.
- Deliver: 1 ounce per 21 strokes
- Air vent fitting.
- Vinyl grip.
- Deluxe pull handle with heavy duty rivets and positive stop.
- Heavy-duty one-piece head.
- Three-way loader -fitting included.



500HD

IBS No.	Description	Qty
500HD	Grease Gun	1

- Three-way loading - Loader fitting included.
- 4500/3000 psi.
- Automatic variable pressure.
- Delivery — 1 Oz. per 33, 16 strokes.
- Air vent fitting.
- Vinyl grip.
- Deluxe pull handle with heavy duty rivets.
- Heavy duty one-piece head.



525HD

IBS No.	Description	Qty
525HD	Grease Gun	1

LockNLube Coupler

The LockNLube Coupler has a unique sliding sleeve, activated by thumb lever. The sleeve either locks the four spring-steel jaws onto the zerk fitting or releases the jaws from the zerk. No hands are needed to align or hold the coupler in place while greasing. The locked connection is positive and rigid, preventing the coupler from coming loose and breaking the leakproof seal. If a fitting becomes pressurized, especially a recessed one, just depress the thumb lever and release the coupler. Because it does not leak, the grease goes in, not on the machine, and the bearings get the grease they so desperately need.



- Works with all grease gun types: pneumatic, manual and electric.
- Works on all DIN and SAE specification zerks.
- Fits 1/8" pipe thread.
- Works with all grease gun manufacturers.
- No need to hold while greasing. Lock-on and free up both hands to operate the grease gun. — simply depress the trigger to release, even under pressure.
- Durable nitrile rubber seal for longevity under high pressure.
- Four hardened spring steel jaws are resilient under high pressure.
- Check valve to reduce leakage.
- LOCKNLUBE XL with a longer barrel has a 3.6" effective reach.

IBS No.	Description	Qty
5855	LockNLube Locking Grease Coupler	1
5856	LockNLube XL Locking Grease Coupler	1
5860	LockNLube Repair Kit	1

**G
R
E
A
S
E

F
I
T
T
I
N
G
S**





IBS, INCORPORATED

Grease Fittings V01

**G
R
E
A
S
E

F
I
T
T
I
N
G
S**

VG-10



"The mark of our quality is in our service"

01-04-23